

# TWO WAY SLIDE

## Special Features

- Slim design requires only 9.5 mm side gap.
- Can be used with bigger drawers as slides are reversible.
- 'System 32' compatible.
- Precision Telescopic Slide for smooth movement.
- Load capacity - 12 kgs.



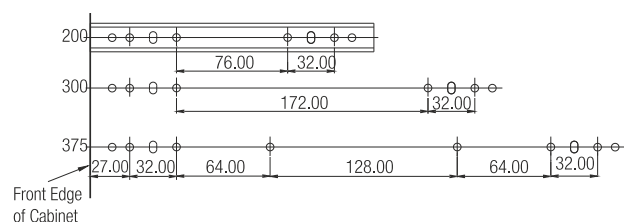
## Specifications

| Code Nos.    | Length (mm) | Extension Loss (mm) | Drawer Length 'A' (mm) | Max. Load (Kgs.) | Gap/Side (mm) | Finish    |
|--------------|-------------|---------------------|------------------------|------------------|---------------|-----------|
| TWDS-200-325 | 194         | 58,0                | 200-325                | 12               | 9.5           | ZW/<br>ZB |
| TWDS-300-485 | 290         | 88,0                | 300-485                |                  |               |           |
| TWDS-375-655 | 374         | 88,0                | 375-655                |                  |               |           |

## Fitting Instructions

1. 9.5 mm side gap required per side (Refer Fig. 1).
2. Can be recessed, fitted in a 27 mm slot to reduce side gap (Refer Fig. 2).
3. Slide must be parallel and at equal height.

Drilling Diagram for Cabinet



Drilling Diagram for Drawer

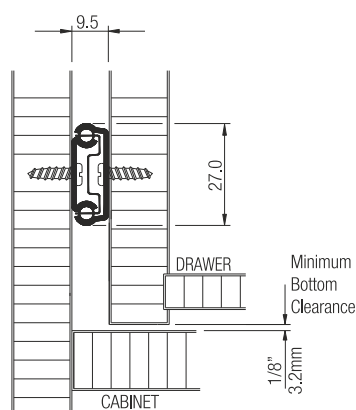
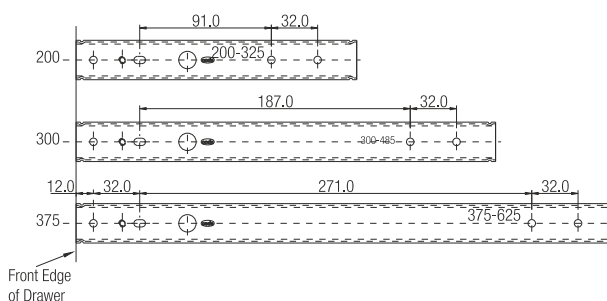


Fig.1

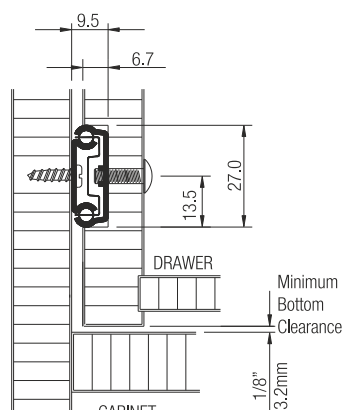
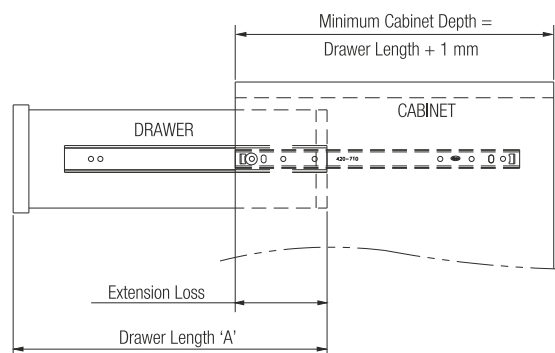


Fig.2



## Caution

For efficiency and durability.

- Strictly maintain side gap given in diagrams.
- Fit slides parallel and at equal heights.
- Do not apply paint or polish.
- Do not let saw dust enter into the slides.