


# SLIDING WINDOW LATCH - CLICK FIT

## Special Features

- Designed for sliding window shutters.
- Left & right side compatible.
- No screwing required, click on to the cavity in the shutter.
- Easy to fit and can be easily dismantled.
- Receiver plate: SWLC-F

## Specifications

Code No.	Finish
SWLC	WW/BL/AC/AN



## Fitting Instructions

1. Cut a cavity of 18.5 x 148mm in shutter & 5.5 x 46mm in frame as shown in Fig.1.
2. Insert the lower part of the body into cavity in shutter & click on the upper part of the body as shown in Fig.2.
3. Insert the hook into the body as shown in Fig.3.
4. Push the slider downwards & tighten the grub screw with allen key as shown in Fig.4.
5. Insert the catch into the cavity in frame & screw the catch as shown in Fig.5.
6. To dismantle the body from shutter unscrew the grub screw & remove the hook & then pull the body downward with some force & tilt & remove.

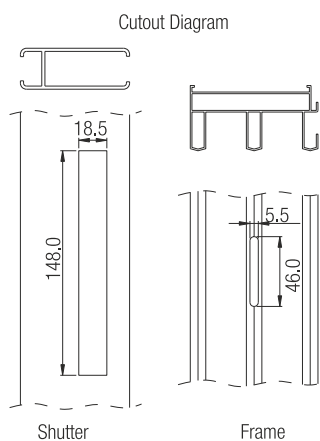


Fig. 1

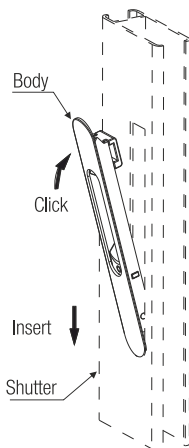


Fig. 2

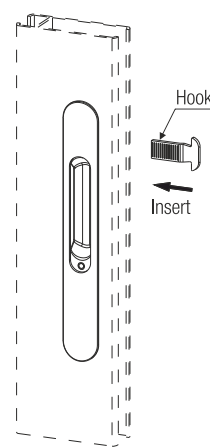


Fig. 3

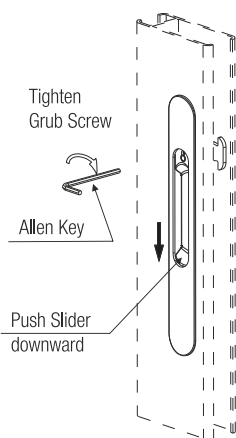


Fig. 4

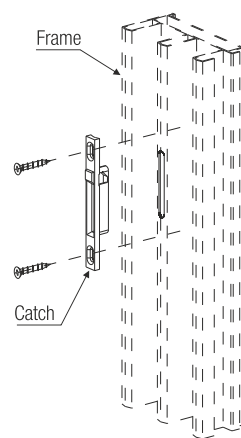


Fig. 5