

SLEEK TELESCOPIC DRAWER SLIDE - 35KG (SS304) - SOFT CLOSE



Special Features

- Precision telescopic slides with full extension of drawer.
- In-built soft close mechanism.
- Direct fitting from front.
- Removable drawer with Latch.
- System 32 Installation.

Specifications

Code Nos.	Length (mm)	Finish
STDS40-35SS-SC	400	SS304
STDS45-35SS-SC	450	
STDS50-35SS-SC	500	



Fitting Instructions

1. To install Sleek Telescopic Drawer Slide - Soft Close, 12.7 to 13.0 mm gap per side is required between cabinet and drawer (Refer Fig. 1).
2. Depress latch and remove the Inner slide (Refer Fig. 2).
3. Fit Outer (Fixed) slide on to the inside of the cabinet, access to holes can be got through slots in Intermediate slide.
4. Slides should be fitted parallel and screws tightened fully to avoid gaps.
5. Fit Inner slide on to the outside of the drawer.
6. Now slide the drawer with Inner slide fitted on to the Intermediate slides on the cabinet till the latch engages automatically.

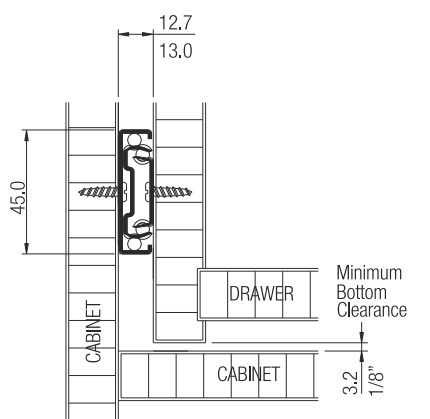


Fig. 1

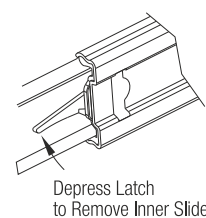
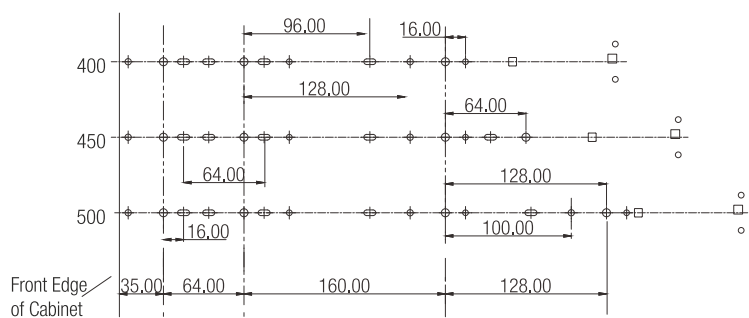
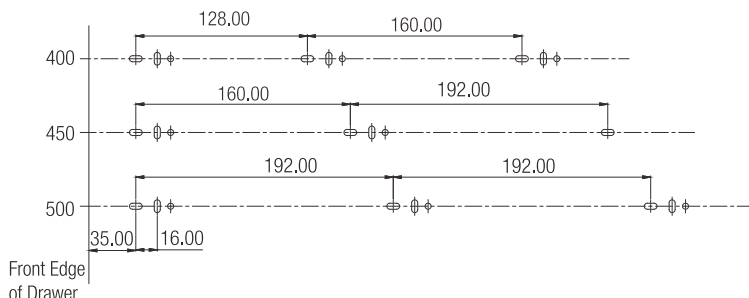


Fig. 2

Drilling diagram for Cabinet



Drilling diagram for Drawer



Caution

- For efficiency and durability.
- Strictly maintain 12.7 to 13.0 mm side gap.
 - Fit slides parallel and at equal heights.
 - Do not apply paint or polish.
 - Do not let saw dust enter into the slides.