

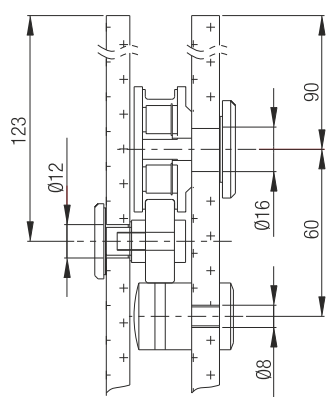


SHOWER SLIDING FITTING - RECTANGULAR

Special Features

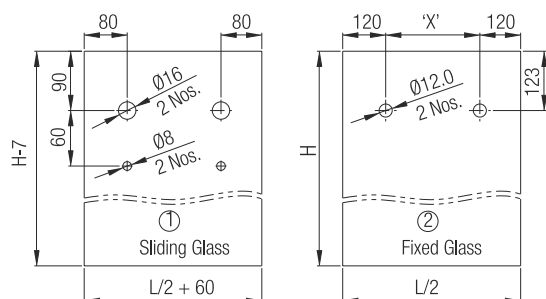
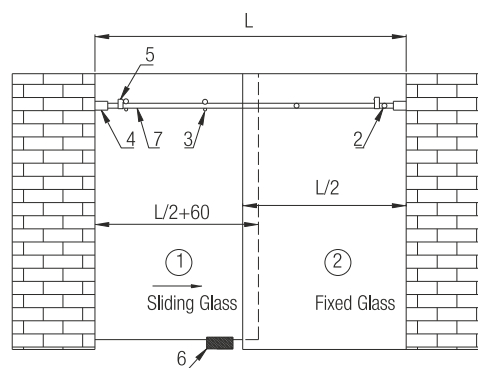
- Made out of SS304
- Max. load - 60kgs.
- Suitable for 8mm to 10mm glass thickness .
- Max. installation length 2 mtrs.
- Glass to be toughened after making the holes.

Specifications

Item	Item Codes	Size (mm)	Finish
Shower Sliding Fitting - Rectangular	SSF-R75-BS	8 - 10	BS
	SSF-R75-PS	8 - 10	PS
Rectangular Pipe 30 x 10	SSF-RP1-BS	30 x 10; 1,3 thick	BS
	SSF-RP1-PS	30 X 10; 1,3 thick	PS

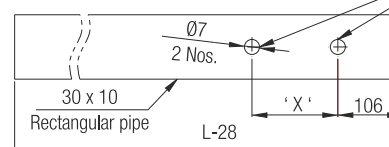


Section of installation diagram



Glass Drilling Diagram

Pipe installation : The distance of 2 hole on the pipe is the same with the distance drilled on the fixed Glass.



Pipe Drilling Diagram