



SHORT ARM HINGE WITH 4 HOLE MOUNTING PLATE



Special Features

- Available in Full Overlay.
- Can be used in Aluminium Framed Cabinets.
- Max. Opening : 100°.
- Max. Shutter size : 34" x 22" (850mm x 550mm) for 2 Hinges.
- Shutter Thickness : 16mm to 19mm.
- Shutter Cavity : Ø35mm, 12 deep, Cavity 4mm from edge.
- Finish : Nickel Plated



Specifications

Code No.	Model
HSA-1-M1	Full Overlay

Fitting Instructions

1. Drill out the cavity in the shutter as per the dimensions in Fig. 1.
2. Fit the cap into the shutter cavity and screw on the hinge at right angle to the edge of the shutter.
3. Mark holes in the cabinet for mounting plate as per Fig.2 and screw on the Hinge to the Cabinet.
4. By loosening the bracket screws, the shutter can slide horizontally and also be pivoted for varying pressure.

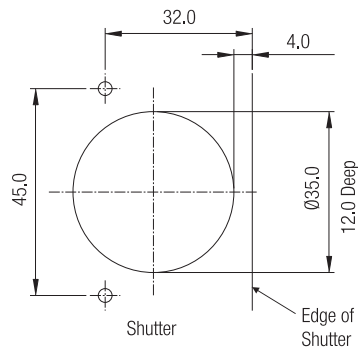


Fig.1

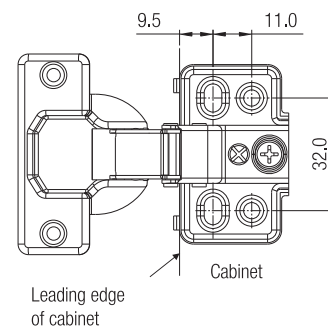
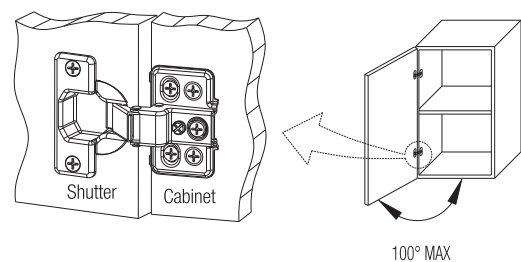
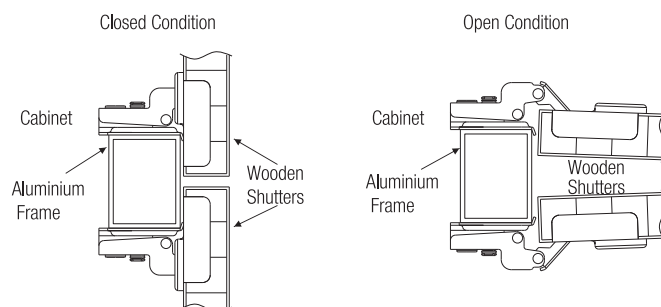


Fig.2



Caution

- For efficiency and durability.
- To avoid damage to hinge, do not force the door to exceed 100°.
- Do not apply paint or polish.
- Hinges must be parallel.
- The hinge must not be hammered.