

RIGHT ANGLE CONNECTOR

Special Features

- Ideal for right angle wooden joints.
- Designed for strength.

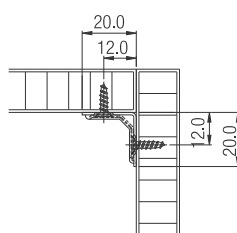
Specifications

Code Nos.	Size (mm)	Finish
RAC2	20 x 20	ZW
RAC4	40 x 40	
RAC2535-ZW	25 x 35	
RAC2535-WM	25 x 35	WM/SS



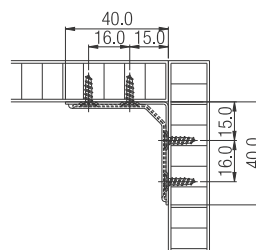
Fitting Instructions

1. Drill holes to be made as shown in diagrams from the inner edges (Refer Fig. 1, 2 & 3).



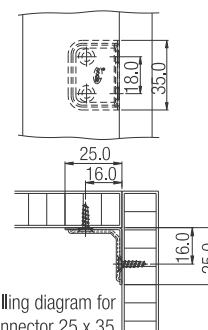
Drilling diagram for
Connector 20 x 20

Fig. 1



Drilling diagram for
Connector 40 x 40

Fig. 2



Drilling diagram for
Connector 25 x 35

Fig. 3