

KEYBOARD TRAY

Special Features

- Unique angled hand rest to prevent fatigue while working.
- Smooth quiet movement with ball bearings.
- Left or right side retractable mouse pad tray.
- Height adjustment on mounting brackets.
- Length: 350mm
- Extension: 200mm
- Special compartment for pencil.
- Removable drawer with latches.
- Special pressure lock at extended position.
- Max. load : 12 kgs.
- Finish : Black



Keyboard Tray



Keyboard Tray with soft Palm

Specifications

Item	Code Nos.	Extension (mm)	Finish
With Mouse Tray	KBTM35	200	BL
Without Mouse Tray	KBT35		
With Soft Pad & Mouse Tray	KTSM35	200	
With Soft Pad & without Mouse Tray	KTS35		

Fitting Instructions

1. Assemble height adjustment brackets on to slides using M4 screw provided as in Fig.1.
2. Drill as per drilling diagram Fig. 2.
3. Height adjustment bracket should be adjusted for desired height.
4. Screw the keyboard tray onto the table. Table should have minimum horizontal gap of 600mm.
5. Slide the keyboard tray out till it automatically latches.
6. To remove tray lift latches provided on each sides and pull as per Fig. 3.

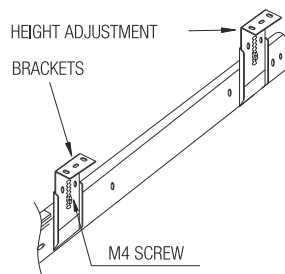


Fig. 1.

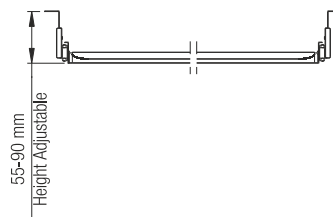
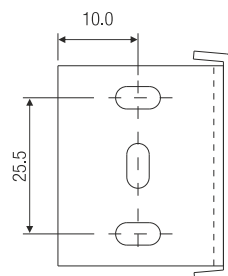


Fig. 2.

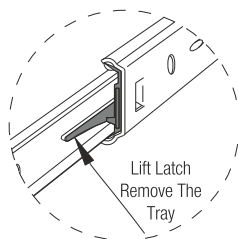
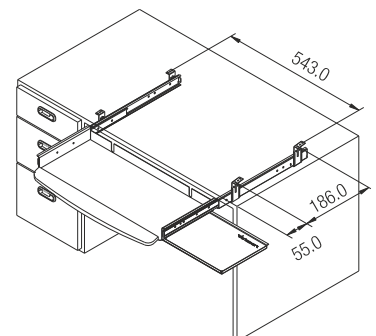
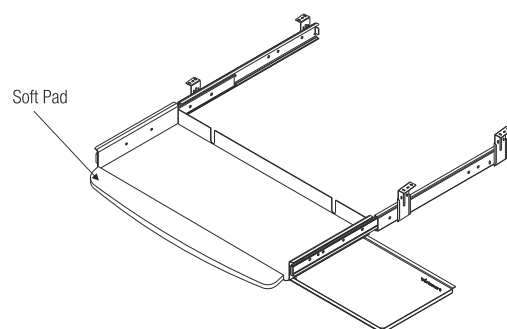
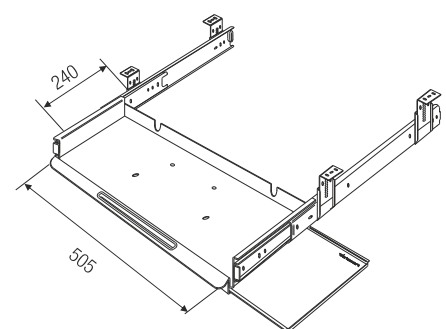


Fig. 3.



Computer Keyboard Tray with Soft Pad



Computer Keyboard Tray with Mouse Tray