



FLAT SCREEN HOLDER - QUADRUPLE ARM

worksmart



Special Features

- Table top grommet mounting for four flat screen monitors on two poles.
- Can be rotated towards left & right as well as tilted up & down with a single knob.
- Die cast for good aesthetics.
- Height adjustment of 100mm.
- Compatible for VESA 75 x 75 & VESA 100 x 100 with an extra plate.
- Load capacity: ≤7 Kgs. per arm

Specifications

Item	Code Nos.	Finish
Flat Screen Holder - Quadruple Arm	FSHDAQ	BL/SL/WM/AT
Extension Link	FSH-EL1	

Fitting Instructions

1. Drill Ø12.5mm hole throughout on table top on the desired position.
2. Fix the vertical poles as shown in Fig. 1.
3. Clip the height adjustment clip on to one of the holes on the vertical pole and slide the diagonal arm on to the pole from top till the bottom face of the arm rests on the height adjustment clip as shown in Fig. 2. Repeat this until all four arms are fitted.
4. Assemble the other parts as shown in Fig. 3.
5. For VESA 100mm model, screw the 100mm plate to the hanging bracket with M4 screws as shown in Fig. 4.
6. Screw the flat screens to the hanging brackets with M4 screws provided as shown in Fig. 5.
7. Insert the monitor cables into the arm clips and wire holders, then clip them to the diagonal arms and vertical poles respectively, as shown in Fig. 6.

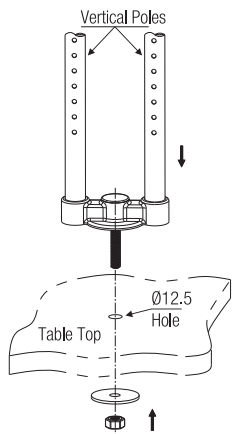


Fig. 1.

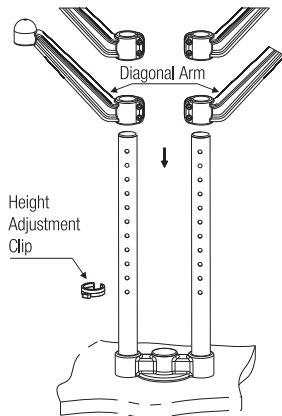


Fig. 2

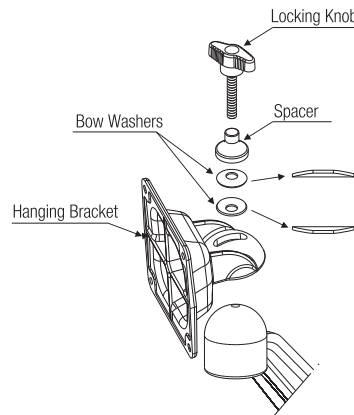


Fig. 3

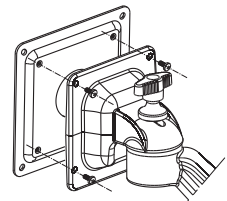


Fig. 4

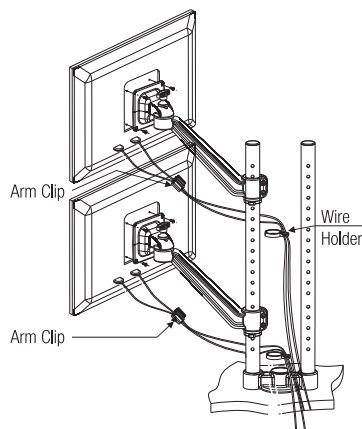


Fig. 5

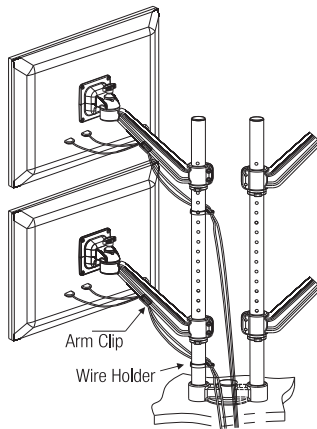
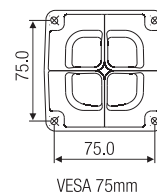
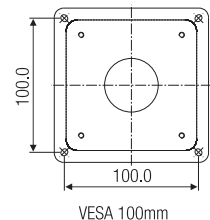


Fig. 6



VESA 75mm



VESA 100mm