

# FLAT SCREEN HOLDER DOUBLE ARM - EDGE MOUNT



## Special Features

- Ergonomically designed table top edge mounting double arm flat screen monitor holder for clutter free workspace.
- Flexible adjustment of height and viewing angle of the monitor.
- Tool Free Installation.
- Compatible for VESA 75x75 & 100x100.
- Load Capacity : 5.7 kgs / arm
- Available in Black, Silver, White Texture and Anthracite finish

## Specifications

| Item                                       | Code No. | Finish      |
|--|----------|-------------|
| Flat Screen Holder Double Arm - Edge Mount | FSHDA-EM | BL/SL/WT/AT |

## Fitting Instructions

1. Clamp the Vertical Pole onto the edge of the Table as shown in Fig.1.
2. Clip the Height Adjustment Clip onto one of the holes on the Vertical Pole, & slide the Diagonal arm onto the pole from top till the bottom face of the arm rests on the Height Adjustment Clip, as shown in Fig.2.
3. Assemble the other parts as shown in Fig. 3.
4. For Vesa 100 mm model screw the 100 mm plate to hanging bracket with M4 screws as shown in Fig. 4.
5. Screw the flat screen to the hanging bracket with M4 screws provided as shown in Fig. 5.
6. Insert the Monitor cables into the Arm Clip & Wire Holder, then clip them to the Diagonal Arm & Vertical Pole respectively, as shown in Fig.6.

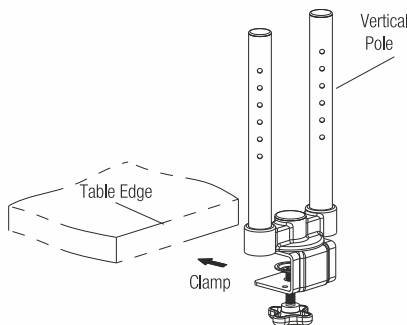
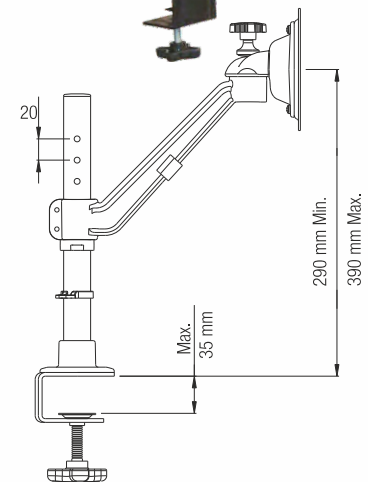


Fig. 1.

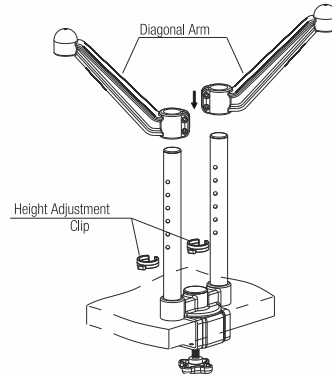


Fig. 2

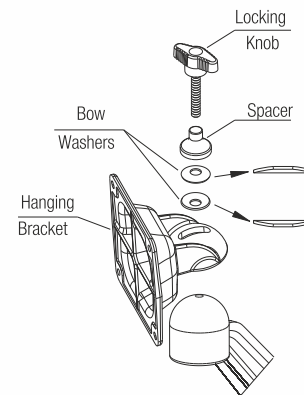


Fig. 3

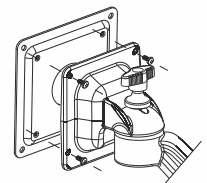


Fig. 4

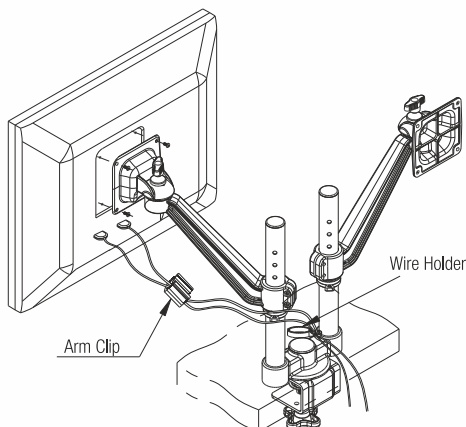


Fig. 5

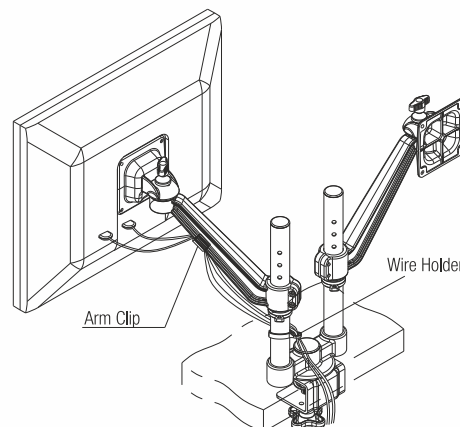
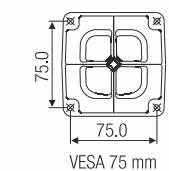
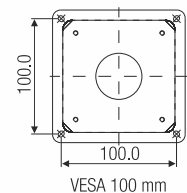


Fig. 6



VESA 75 mm



VESA 100 mm