

CPU STATION - BASIC

Special Features

- Ideal for storage of CPU under the table by adding additional work space.
- Provides quick & convenient access to port and cables without bending your body posture.
- Height Adjustment: 300-550mm
- Width Adjustment: 70 - 250mm
- Safe Load: 20 kg.

Specifications

Code No.	Finish
CPUSB	BL/AT



Fitting Instructions

1. Fit the L-Bracket under the table top as shown in fig.1.
2. Adjust the Height Adjustment Bracket to suitable height of the C.P.U. and tighten the grub screws provided properly. (Ref. Fig.2)
3. Place the C.P.U. and insert the Side Locking Bracket. (Ref. Fig.3) While inserting the Side locking Bracket ensure that the Locking Lever is in open position. (Ref. Fig.4A)
4. Lock the C.P.U. with Locking Lever by turn to the right. (Ref. Fig. 4B)

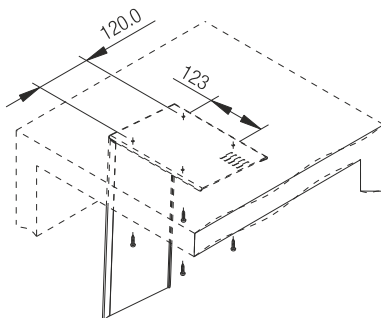


Fig. 1

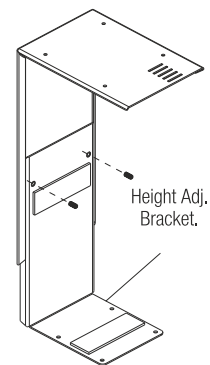


Fig. 2

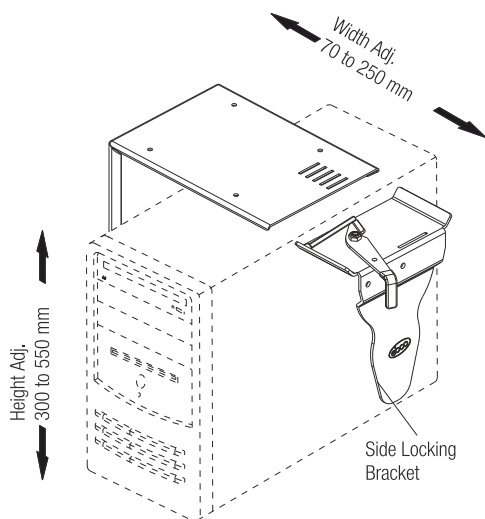


Fig. 3

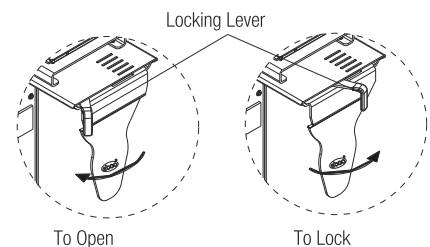


Fig.4A

Fig. 4B