

Special Features

- Ideal for storage of C.P.U. under the table.
- Unique locking lever helps lock the side locking bracket in place.
- C.P.U. can be pulled out and swivelled.
- Height adjustment: 300 mm to 550 mm.
- Width adjustment: 70 mm to 250 mm.
- Safe Load : 20kg.

Specifications

Code No.	Finish
CPUSN	BL/AT



Fitting Instructions

1. Fit the retainer plate under the table top leaving 15 mm from the front. Fit the stopper bush at the rear end (Refer Fig.1). Use pan head wood screws provided.
2. Adjust the height adjustment bracket to suitable height of the C.P.U. and tighten the grub screws provided properly (Refer Fig.2).
3. Slide the assembly into the retainer plate (Refer Fig.3).
4. Fix the front stopper to the front end of retainer plate (Refer Fig.4).
5. Place the C.P.U. and insert the side locking bracket (Refer Fig. 5). While inserting the side locking bracket ensure that the locking lever is in open position (Refer Fig.6A).
6. Lock the C.P.U. with locking lever by turn to the right (Refer Fig.6B).

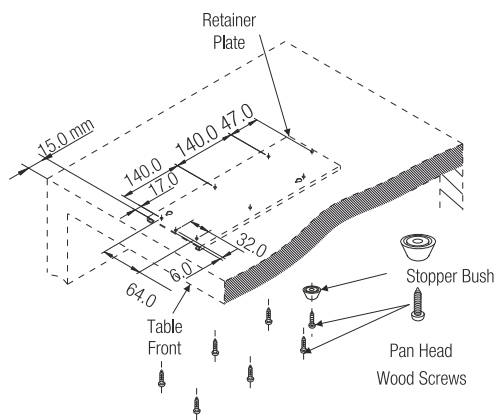


Fig. 1.

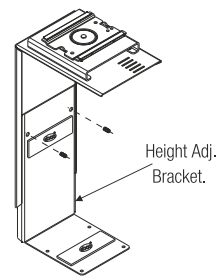


Fig. 2

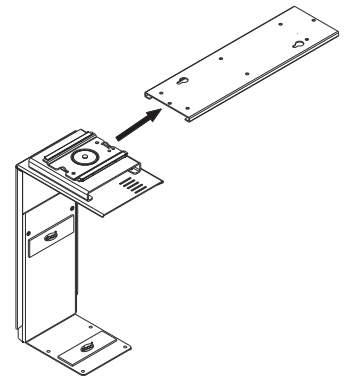


Fig. 3

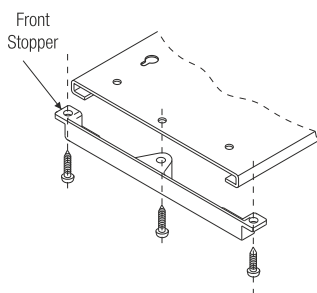


Fig. 4

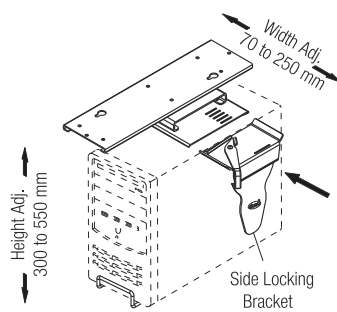
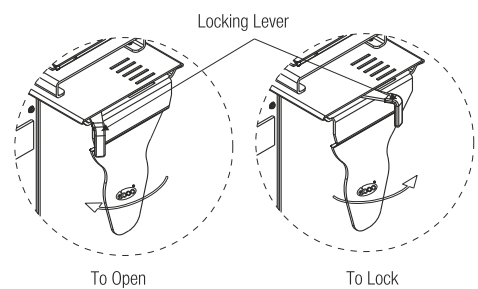


Fig. 5



To Open

Fig.6A

To Lock

Fig. 6B