



[Home](#) » [Extendo Drawer Shelves](#)




Extendo Drawer Shelves

- This discreet pull-out shelf blends perfectly in kitchens, living rooms and dressing rooms.
- It combines direct access through the front of the shelf with an excellent overview of shelf contents, making it truly unique.
- The unobtrusive magnetic non-slip mat stick to the shelf surface & can be removed easily for cleaning.
- The shelf's closed base and rim prevent objects from falling out or jamming.
- The material's rigidity makes it especially suitable for use in widths of 450, 600 & 900mm.
- The shelves are easy to clean thanks to their curved corners.
- Also suitable for use with sliding doors.
- Shelf for full-extension and partial-extension runners with no distance rail.
- Suitable for use in open shelf units or as an internal pull-out behind front pull-outs, sliding doors or hinged doors with concealed hinges.
- Shelf for full-extension and partial-extension runners with a distance rail (25mm) on the hinge side.
- Suitable for use in units with hinged doors.

Specifications

Libell Extendo pull-out shelf




Special Features

- Shelf for full-extension and partial-extension runners with no distance rail.
- Suitable for use in open shelf units or as an internal pull-out behind front pull-outs, sliding doors or hinged doors with concealed hinges.
- Shelf for full-extension and partial extension runners with a distance rail (25mm) on the hinge side.

- Suitable for use in units with hinged doors

Non-Slip Mat



Special Features

- For Libell Extendo pull-out shelf
- Magnetic
- Easy to remove and clean

Items	Code Nos.	Size (mm)			Load Capacity	Finish
		Width	Depth	Height		
Extendo Fioro 600 with Non-Slip Mat*	K-EXTF-60-AT	550	495	116	35 Kg	Anthracite
Extendo Fioro 900 with Non-Slip Mat*	K-EXTF-90-AT	850	495	116	35 Kg	Anthracite
Extendo Libell 450 with Non-Slip Mat*	K-EXT-45-AT	400	495	90	35 Kg	Anthracite
Extendo Libell 600 with Non-Slip Mat*	K-EXT-60	550	495	90	35 Kg	Anthracite/ White
Extendo Libell 900 with Non-Slip Magnetic Mat*	K-EXT-90	850	495	90	35 Kg	Anthracite/ White

* Available as set with Ebco Quadrail Slides

Extra Shelf for Extendo



Special Features

The Extra shelf can be attached at three different angles, offering a wealth of solutions for kitchen, living areas, wardrobes or dressing rooms.

Items	Code Nos.	Size (mm)	Finish	Extra Shelf to Extendo 600	K-EXT-60-ES-AT	550 x 495 x 90	Anthracite
Extra Shelf to Extendo 900	K-EXT-90-ES-AT	850 x 495 x 90	Anthracite				

Libell Shelf Divider

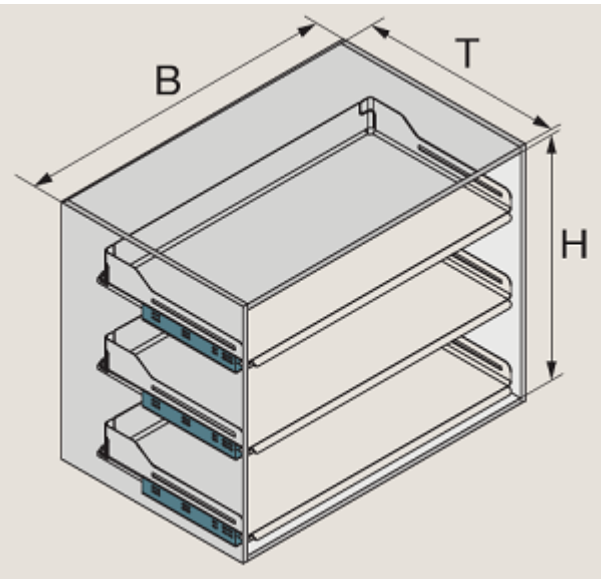


Special Features

- Magnetic dividers can be used as an extra organizing system
- They are flexible and easy to use: just stick them to the anti-slip mat or to the Libell shelf itself.

Item	Code Nos.	Size (mm)			Finish
		Width	Depth	Height	
Magnetic Divider	K-MD1-AT	85	26/3	90	Anthracite

Fitting Instructions



B = Internal width	Min. 410/560/860 mm
	Max. 414/564/864 mm
T = Internal depth	Min. 508 mm
H = Internal height	Min. 120 mm

Packing Chart

Item	Item Code	Size	Inner Packing (Kph.)		Outer Packing (Kph.)	
			Qty	Weight	Qty	Weight
Extends 400 (Anthracite) with Non-Slip Mat & 400mm Quadball for Interior Width 414mm & Depth 500mm	K-EXT-4S-AT	400 x 495 x 90	2	9.980	2	11.360
Extends 600 (Anthracite) with Non-Slip Mat & 600mm Quadball for Interior Width 564 & Depth 500mm	K-EXT-6D	550 x 495 x 90mm	2	12.056	2	13.436
Extends 800 (Anthracite) with Non-Slip Magnetic Mat & 400mm Quadball for Interior Width 864mm & Depth 500mm	K-EXT-8D	850 x 495 x 90mm	2	13.968	2	16.420
Extra Shelf to Extends - 400 - Anthracite	K-EXT-4S-ES-AT	550 x 495 x 90mm	1	3.340	5	10.620
Extra Shelf to Extends - 600 - Anthracite	K-EXT-6S-AT	850 x 495 x 90mm	1	3.420	5	16.585
Magnetic Divider - Anthracite	K-MD1-AT	90mm x 85mm	1	0.196	1	0.196

