

SMART LIFT DRAWING TABLE - GAS LIFT

Worksmart

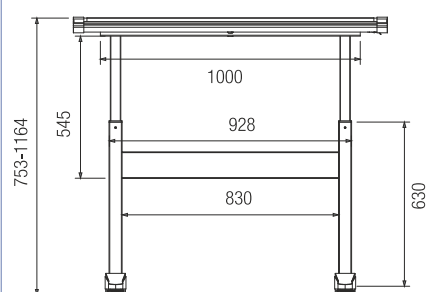
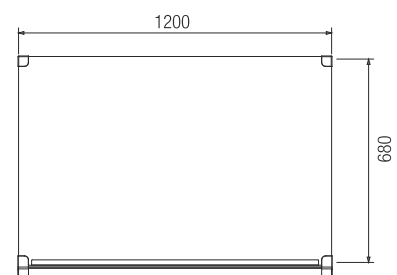
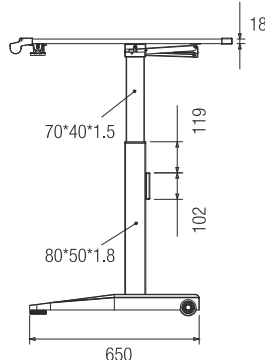
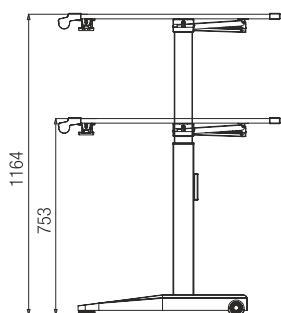
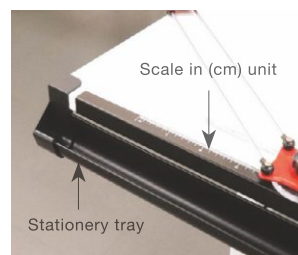

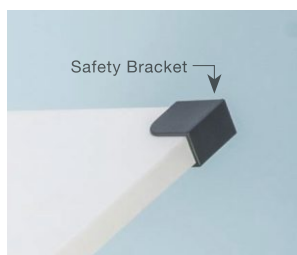
ebco®

Special Features

- Ideal for offices, institutional and home applications
- Comes with table top
- Pencil / Accessories tray attached
- Height Adjustment : 753 - 1164mm
- Stroke: 411mm
- Load Capacity : Dynamic 5 - 8kg, Static - 100kg
- Top angle adjustment up to 45° (8 steps)
- Table-Top size:1200 (W) x 680 (D) x 18 (T)

Specifications

Code No.	Finish
SLDT-120G	WH



Scan to view fitting instructions