

SAFE DRAWER - MINI

Special Features

- Ready to use ceiling mount safe metal drawer Mini with felt mat is available in both variation (Single/Double)
- Option of locking systems:
Single drawer: with cam lock/
Double drawer: with combination lock
- Suitable for multipurpose applications at home, offices, retail stores, etc.
- Safety Mounting Bracket ensures that the drawer cannot be removed as long as it is in locked position.
- System 32 compatible.
- Can be retrofitted on your existing tables or wooden shelves



Cam Lock



Combination Lock



Felt Mat

Specifications

Item	Code Nos.	Size(mm) WxDxH	Load Capacity	Finish
Safe Drawer Mini - Single (With Felt Mat & Cam Lock)	SMD-SM1	360x270x60	10kgs.	AT/WH
Safe Drawer Mini - Single (With Felt Mat & Combination Lock)	SMD-SMCL	360x270x60	10kgs.	AT/WH
Safe Drawer Mini - Double (With Felt Mat & Cam Lock)	SMD-DM1	360x270x120	20kgs.	AT/WH

Fitting Instructions

1. Minimum horizontal width required is 370mm.
2. Drill as per drilling diagram as shown in Fig. 1. & Screw the mounting brackets under the table top.
3. Fix the Locking plate under table top as shown in fig 2.
4. Slide in the tray till it automatically latches.
5. The tray can be removed by depressing the latches on each side and pulling the tray out as shown in fig 3.

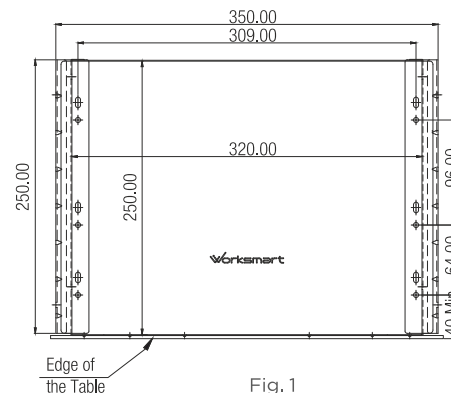
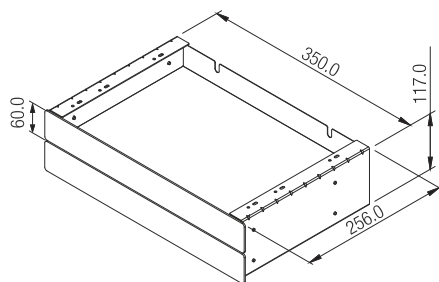
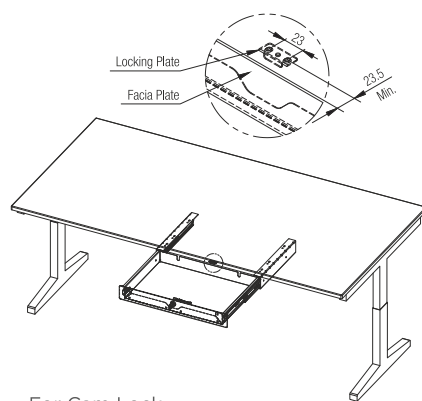
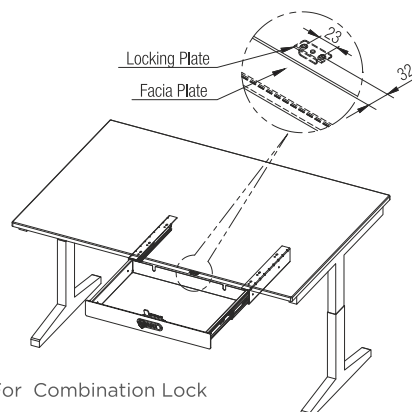


Fig. 1



For Cam Lock



For Combination Lock



Fig. 3

Fig. 2