

FLOOR SPRING - 250



Special Features

- 5,00,000 cycles tested.
- Max. opening angle 130°
- Hold open angle 90°.
- Open in both directions
- Built in pressure release valve prevents damage or oil leakage caused by excessive force or strong winds.
- Designed for both side opening or left or right hand in single side opening.
- Special low temperature hydraulic oil is used to ensure normal working even at temperature 40° below 0°.
- For door settings, a built in adjustment of 5mm for length & width is provided.
- There is also a 2° vertical angle adjustment provided.
- Option for accessories are available.
- Upto 1 year to 3 years of warranty.



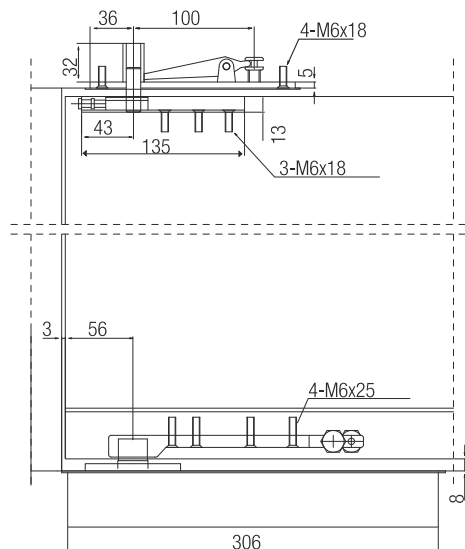
Specifications

Item	Code Nos.	Finish
Floor Spring 250	DFS250	BS
Floor Spring Door Accessories	DFS-A1	Plated
Floor Spring Door Accessories	DFS-A2	Plated
Bottom Pivot	DPF4-01	BS
Top Pivot	DPF4-02	BS

Feature	Technical data		Choice
	DFS-250		
Closing force	35 Nm		—
Maximum recommended width of Door	1200 mm		—
Maximum weight of Door	250 kgs		—
The door closed speed is controlled by the adjusting valve	—		●
Opening angle	90°		●
Unit Weight	About 6.5 kgs		—
Container Size	Length	308 mm	—
	Width	108 mm	
	Height	42 mm	

The products have passed national QB/T 3884-99 standard

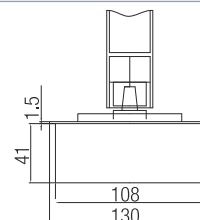
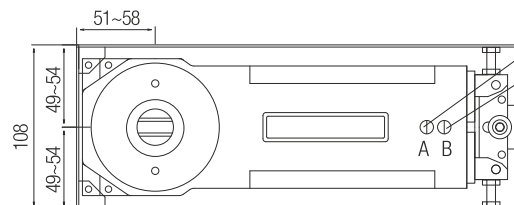
● Yes — No ○ Choice



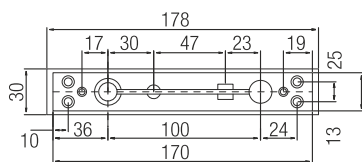
Notes:

'A' is speed regulation for slight regulation between 130° and 20°.

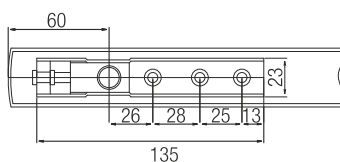
'B' is speed regulation for slight regulation between 20° and 0°.



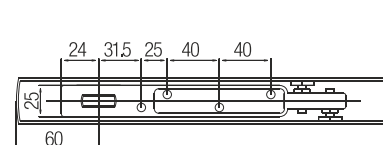
Top pivot (top jamb side)



Top Pivot (Door side)



Top Pivot (Door side)



Bottom Pivot



DPF4-01

To be used directly on the floor without floor spring.

Top Pivot



DPF4-02

Top receiver pivot for wooden or ceiling installation.

Floor Spring door accessories DFS-A1

