


WALL SHELF ROD ADJUSTABLE

Special Features

- Adjustable Wall Mounting Shelf Rod.
- Made of steel for strength.
- Adjustments :Horizontal - 5mm / Vertical - 4mm
Tighten the Grub Screw to remove Sagging
- Increase the number of rods proportionally for heavier shelves.
- Recommended use wall plugs (ebco code - WP 10 not provided) to mount.



Specifications

Code Nos.	Load (2 Pieces) Kgs. U.D.L.	Max. Cantilever over hang of shelf mm	Finish
WSRA-150	25	200	ZY
WSRA-200	20	250	
WSRA-250	15	300	

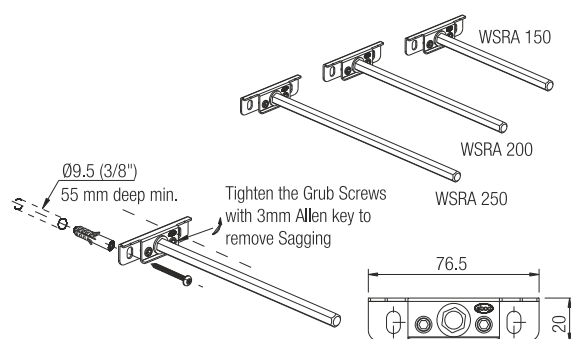


Fig.1

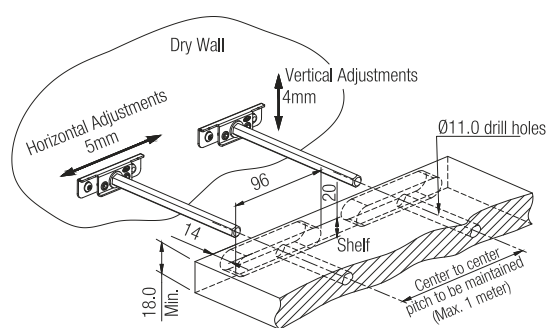


Fig.2