



WARDROBE LOCK - 2 POINT



Special Features

- Security and convenience is provided in this new design.
- Designed for twin shutter.
- Specially designed Auto Bolt Latch automatically locks the first shutter when the second shutter is closed.
- Two point locking is achieved at the top and bottom, with the turn of a key, without having to use tower bolts.
- Zinc alloy die cast chrome finish.

Specifications

Item	Code Nos.
Wardrobe Lock 2 Point - Inset	P-WL2-22-I*
Overlay Attachment Kit (for wardrobe lock & storage lock-2point)	OAK-1

*Add **FL** to the item code for lock with flip key.
Add **FL5K** to the item code for lock with flip key from 5000 combination series.



WOOD

Fitting Instructions

1. Install lock and D-Bar using the clamps provided as shown in Fig. 1.
2. Fix the Extension Bolt and Receiver plates to the bottom and top of the cabinet as shown in Fig. 2.
3. Fix the set of Auto Bolt Latch to the bottom and top of the cabinet and shutters as shown in Fig. 3.

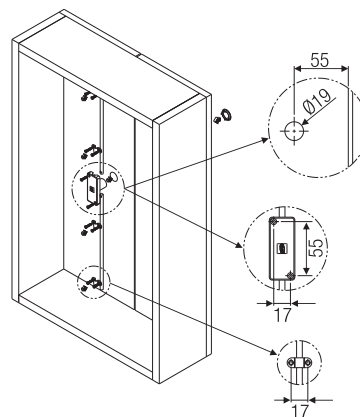
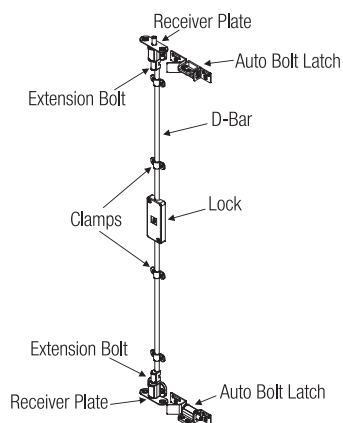


Fig. 1.

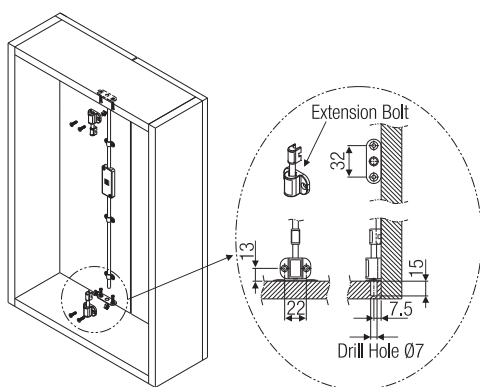


Fig. 2

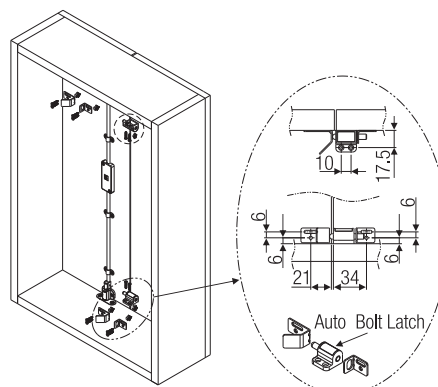


Fig. 3