

STEEL FURNITURE DRAWER SLIDE 35 kg



Special Features

- Precision ball bearing.
- Full extension of drawer.
- Direct fitting from front.
- Removable drawer with latch.
- Load capacity 35 Kgs.



Specifications

Code Nos.	Length (mm)	Extension (mm)	Gap / Side (mm)	Max. Load (Kgs.)	Finish
SFDS40-35	400	430	12.7 to 13.0	35	ZW
SFDS45-35	450	480			
SFDS50-35	500	530			
SFDS55-35	550	585			

Fitting Instructions

1. To install Steel Furniture Drawer Slide, 12.7 to 13.0 mm side gap per side is required between cabinet and drawer (Refer Fig.1).
2. Depress latch and remove the Inner slide (Refer Fig.2).
3. Engage outer slide on to the slots of the steel cabinet.
4. Engage Inner slide on to the outside of the drawer.
5. Now slide the drawer with Inner slide fitted on to the Intermediate slide on the cabinet till the latch engages automatically.

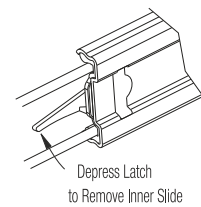
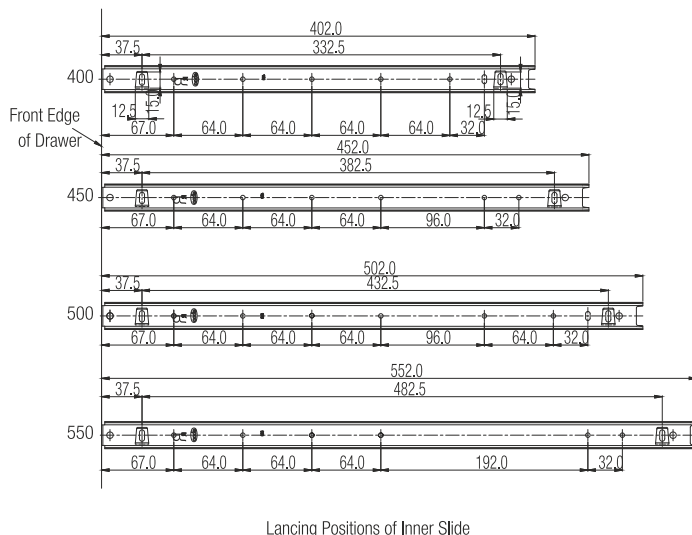
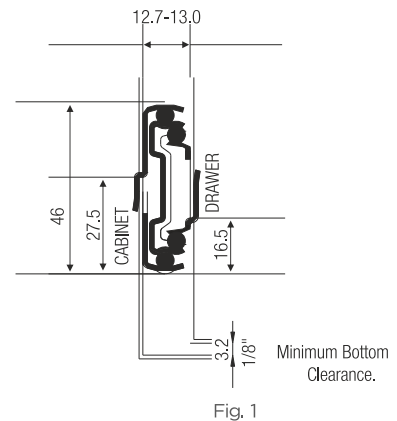
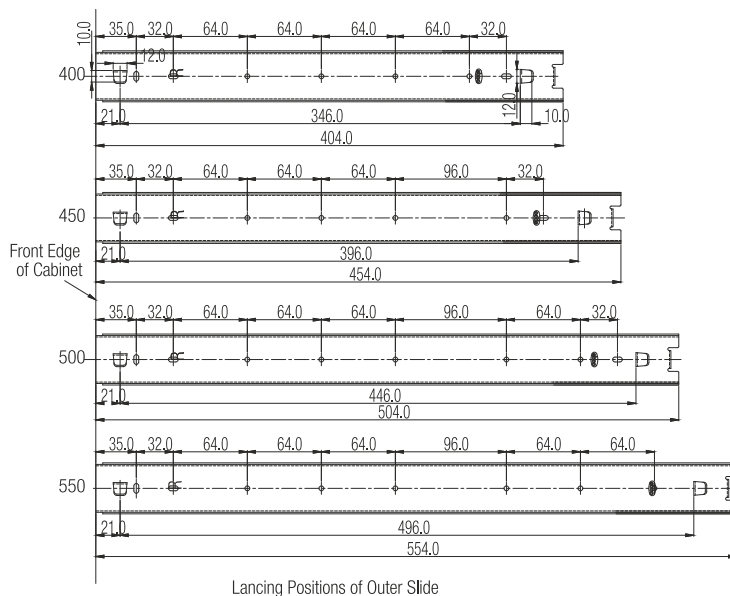


Fig. 2

Caution

- For efficiency and durability.
- Strictly maintain 12.7 to 13.0 mm side gap.
 - Fit slides parallel and at equal heights.
 - Do not apply paint or polish.
 - Do not let saw dust enter into the slides.