

# HEAVY DUTY DRAWER SLIDE-125 KG



## Special Features

- Full extension of drawer available.
- Direct front installation.
- Precision ball bearing for smooth movement.
- Hole 'System-32' compatible.
- Load capacity 125 kgs.
- Removable drawer with latch.



## Specifications

Code Nos.	Length (mm)	Extension (mm)	Max. Load Kgs.	Gap/Side mm	Finish
HD125-45	450	450	125	20	ZW
HD125-50	500	500			
HD125-55	550	550			
HD125-60	600	600			
HD125-75	750	750			
HD125-90	900	900			
HD125-105	1050	1050	90	20	ZW
HD125-120	1200	1200			

## Fitting Instructions

1. To install gap per side 20 mm is required between cabinet and drawer (Refer Fig.1).
2. Depress latch and remove the Inner slide (Refer Fig. 2).
3. Fit Outer (Fixed) slide onto the inside of the cabinet, access to holes can be got through holes in Intermediate slide.
4. Slides should be fitted parallel and screw tightened fully to avoid gaps.
5. Fit Inner slide onto the outside of the drawer.
6. Now slide the drawer with Inner slide engaged on to the Intermediate slides on the cabinet till the latch will automatically engage.

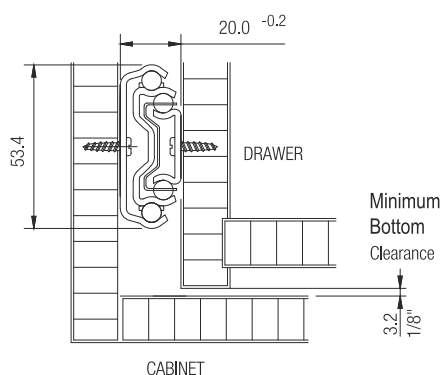
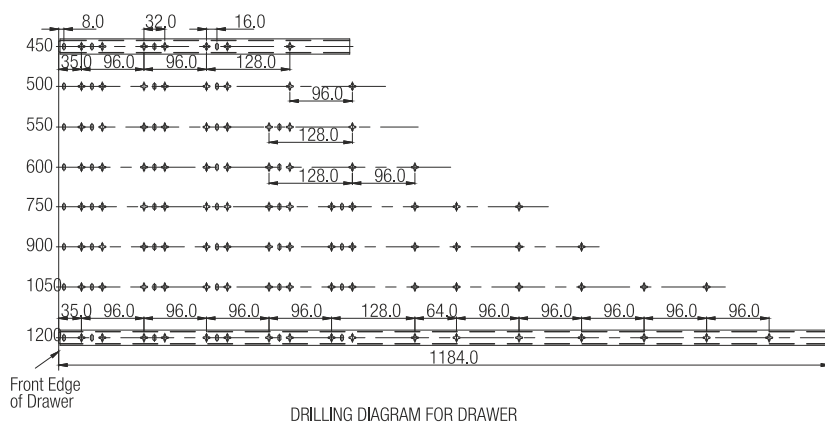


Fig.1



DRILLING DIAGRAM FOR DRAWER

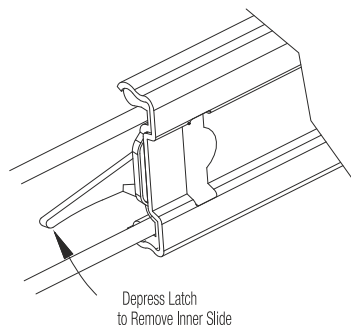
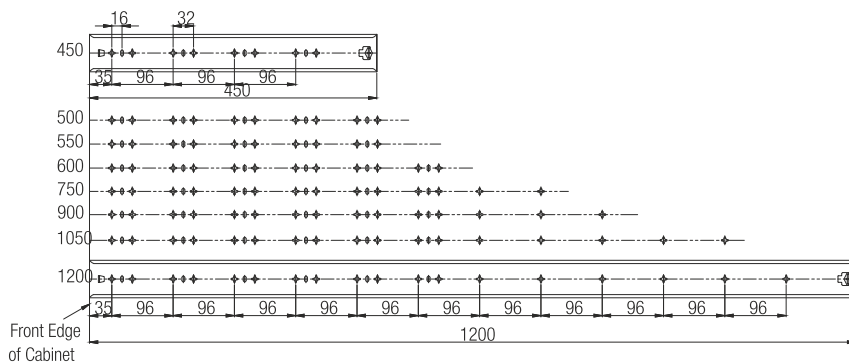


Fig.2



DRILLING DIAGRAM FOR CABINET

## Caution

For efficiency and durability.

- Strictly maintain 20.0 mm side gap.
- Fit slides parallel and at equal heights.
- Do not apply paint or polish.
- Do not let saw dust enter into the slides.