

# PLATE TRAY / GLASS TRAY / DRIP TRAY



## Special Features


- Elegantly designed for good aesthetics and made out of SS304 for long life.
- Special spring loaded anchors help secure the shelf and give proper support and take care of dimensions and inaccuracy between side walls, tiles etc.
- Ideal kitchen accessories to store plates and glasses.
- Drip tray is made out of ABS plastic.

## Specifications

Items	Code Nos.	Size in mm		
		Width	Depth	Height
Plate Tray	PT22-10	564	240	90
	PT24-10	600	240	90
	PT28-10	710	240	90
	PT30-10	760	240	90
	PT34-10	860	240	90
Glass Tray	GT22-10	564	240	19
	GT24-10	600	240	19
	GT28-10	710	240	19
	GT30-10	760	240	19
	GT34-10	860	240	19
Drip Tray	DT22-10	564	243	22
	DT24-10	600	243	22
	DT28-10	710	243	22
	DT30-10	760	243	22
	DT34-10	860	243	22



Plate Tray



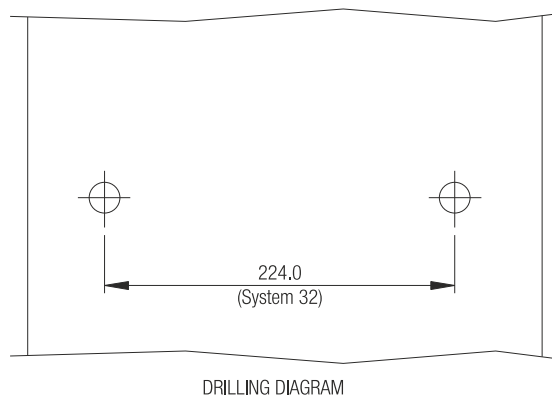
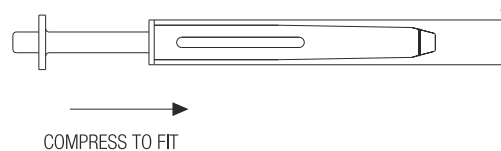
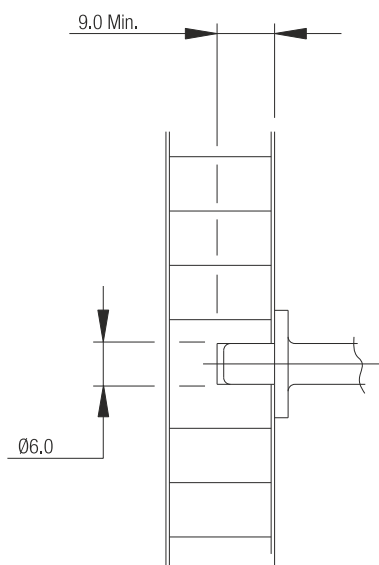
Glass Tray



Drip Tray

## Fitting Instructions

1. Refer drilling diagram for hole size and depth to fit Glass tray, Plate tray and Drip Tray.
2. Anchors are spring loaded to sit in the four drill holes.



DRILLING DIAGRAM