

## HI SLIDE OVERLAY - AL. PROFILE SHUTTER FOR 2 DOOR / 2 DOOR WITH SOFT CLOSE 80 KGS

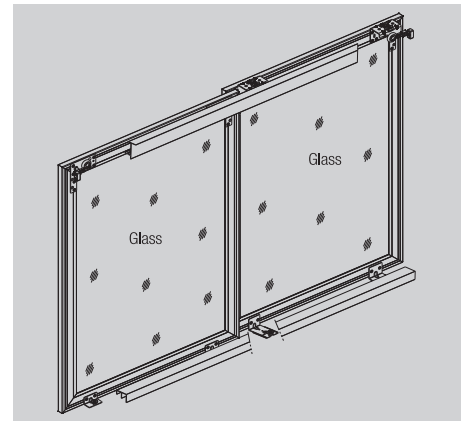


### Special Features

- Specially designed for two Overlay top running Aluminium Profile Glass Shutters.
- Max. load Upto 50 kgs / Shutter.
- Soft Close function allows the shutter to close in slow motion without banging.
- Compatible with 'ebco' aluminium shutter profiles.  
Code Nos. :- GSP 4-55 & GSP 4-50.

### Specifications

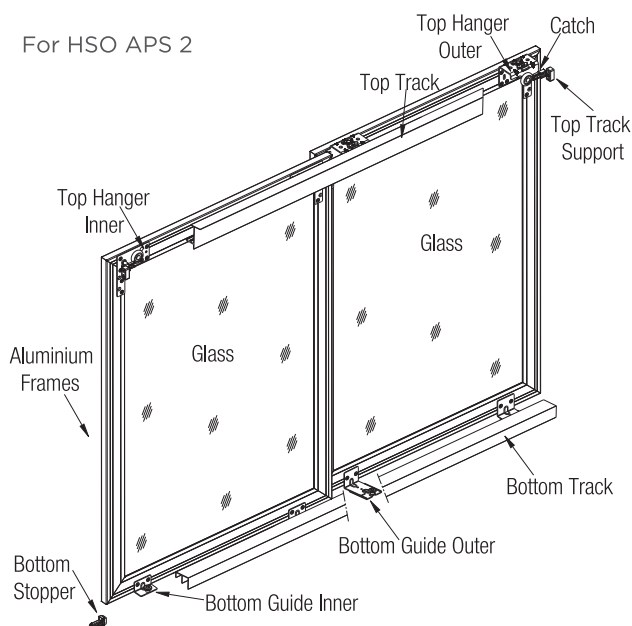
Item	Code Nos.	Door Thickness (Max.) mm	Finish
Hi Slide Overlay - Aluminium Profile Shutters (2 Shutters)	HSO APS 2	22	Zinc White
Hi Slide Overlay - Al. Profile Shutter for 2 Shutters (Soft Close) 80 Kgs.	HSO APS 2SC-80		
Al. Track (Top) - 2.44m	HSO - TT12	-	Anodized Silver
Al. Track (Top) - 3.66m	HSO - TT13	-	
Al. Track (Bottom) - 2.44m	HSO - BT12	-	
Al. Track (Bottom) - 3.66m	HSO - BT13	-	



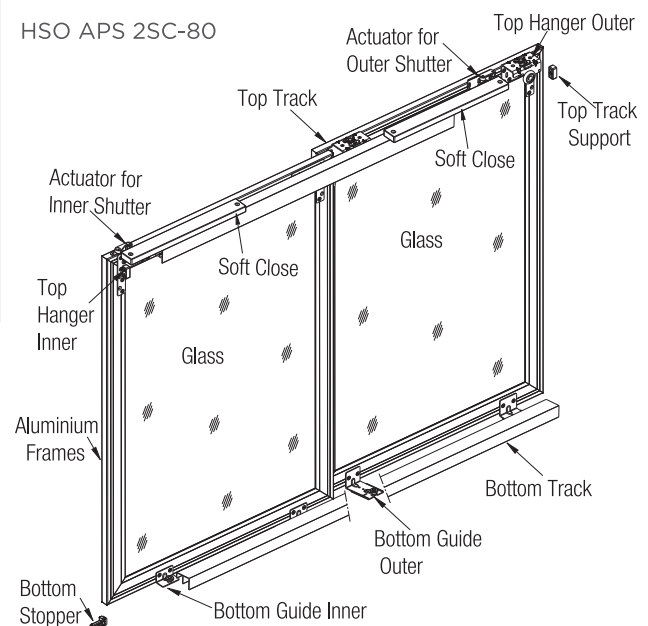
### Fitting Instructions

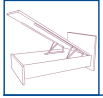
1. Fit the Top Track to the top face of the cabinet as shown in Fig 2. for dimensions refer Fig. 1.
2. Fit the Top Track support behind the top track & to the inner side face of the cabinet as shown in Fig 2.
3. Fit the Bottom Track to the bottom face of the cabinet as shown in Fig 3. (for Dimensions refer Fig. 1).
4. Fit the Top Hanger Outer to the inner face of the Outer Shutter & Top Hanger Inner to the inner face of the Inner shutter as shown in Fig 1.
5. Fit the Bottom Guide Outer to the inner face of the
6. Outer Shutter & Bottom Guide Inner to the inner face of the Inner shutter as shown in Fig 1.
6. For HSO APS2
  - 6.1. Fit the Catch as shown in Fig 4. with M4 screws & nuts provided.
  - 6.2. Hang the shutters to the top track & Lock the shutters as shown in Fig. 5.
  - 6.3. Fit the Bottom Stoppers as shown in Fig 6. (Use 8mm Wooden Packing for Inner Shutter).

For HSO APS 2



HSO APS 2SC-80





## HI SLIDE OVERLAY - AL. PROFILE SHUTTER FOR 2 DOOR / 2 DOOR WITH SOFT CLOSE 80 KGS



### 7. HSO APS 2SC-80

7.1. Fit the Bottom Stoppers as shown in Fig 7. (Use 8mm Wooden Packing for Inner Shutter).

7.2. Fit the soft close assembly as shown in Fig. 8.

7.3. Hang the shutters to the top track & Lock the shutters as shown in Fig. 5.

7.4. Fit the soft close for middle shutter as shown in Fig. 9.

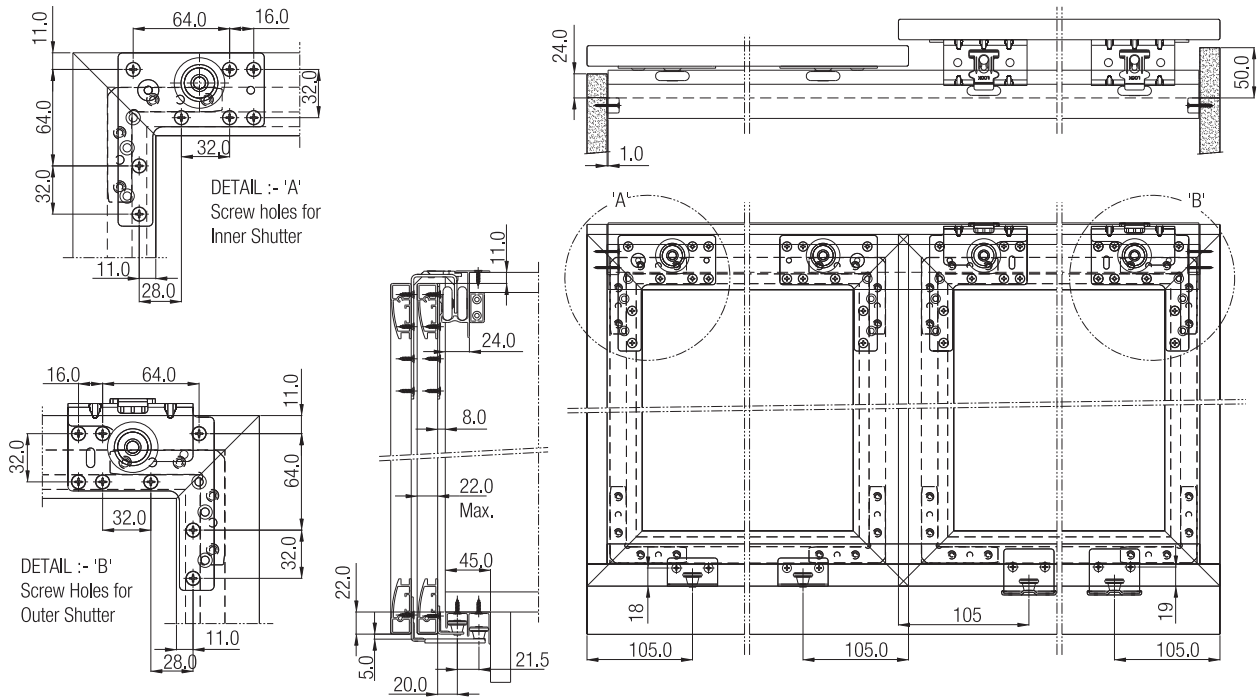


Fig. 1.

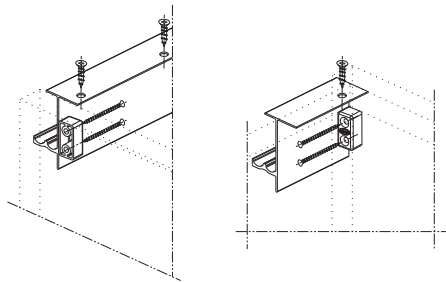


Fig. 2.

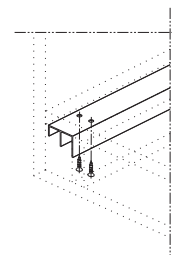


Fig. 3.

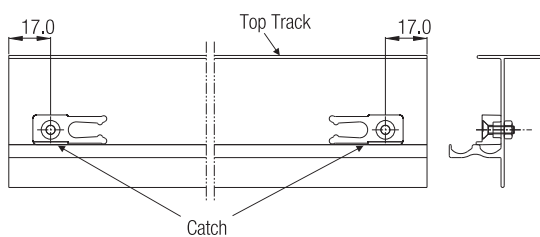


Fig. 4

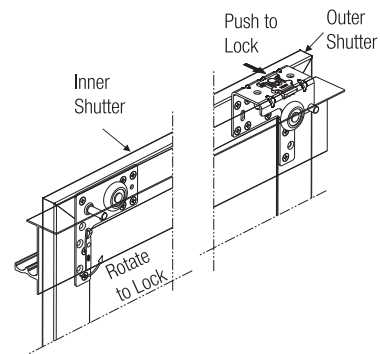
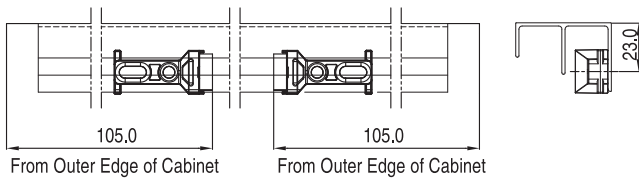


Fig. 5



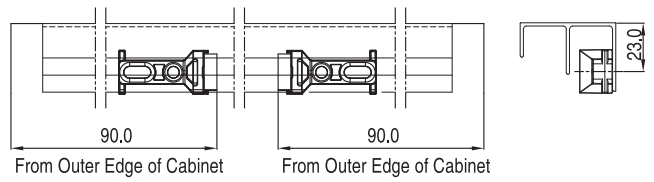
# HI SLIDE OVERLAY - AL. PROFILE SHUTTER FOR 2 DOOR / 2 DOOR WITH SOFT CLOSE 80 KGS



From Outer Edge of Cabinet      From Outer Edge of Cabinet

Fitting diagram of Bottom Stopper

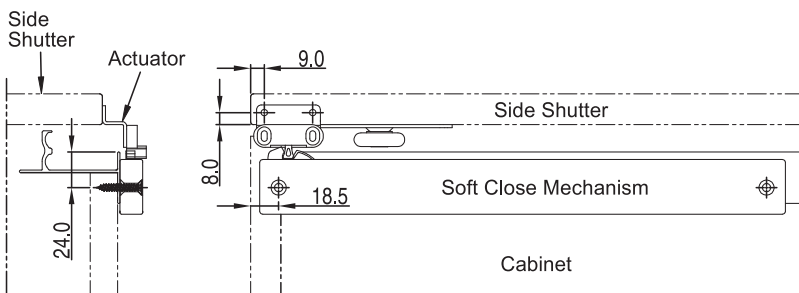
Fig. 6



From Outer Edge of Cabinet      From Outer Edge of Cabinet

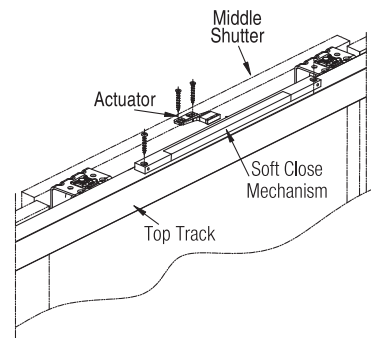
Fitting diagram of Bottom Stopper

Fig. 7



Soft Close Assembly for Side Shutters

Fig. 8



Soft Close Assembly for Middle Shutter

Fig. 9

For HSO APS2

1 No.	1 No.	1 No.	1 No.	2 Nos.	2 Nos.	1 No.	1 No.	2 Nos.	2 Nos.

HSO APS 2SC-80

1 No.	1 No.	1 No.	1 No.	2 Nos.	2 Nos.	2 Nos.	2 Nos.	2 Nos.	1 No.	1 No.