



HI SLIDE OVERLAY 2 DOOR / 2 DOOR WITH SOFT CLOSE 80KGS



Special Features

- Specially designed for two Overlay top running shutters.
- Max. load upto 50 kgs / shutter.
- Door width from 500mm.
- Soft Close function allows the shutter to close in slow motion without banging.

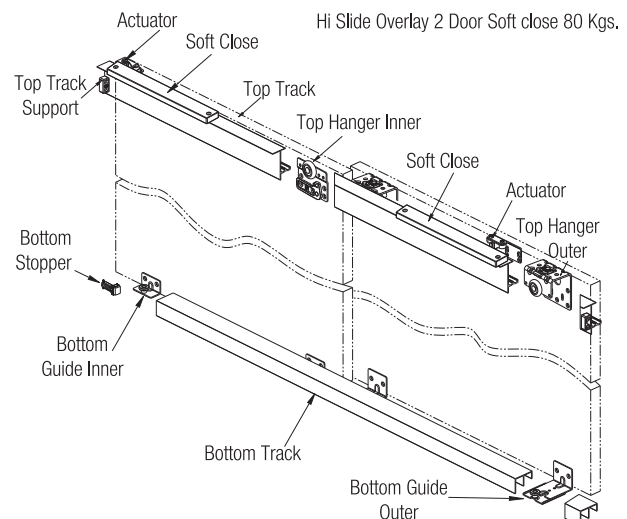
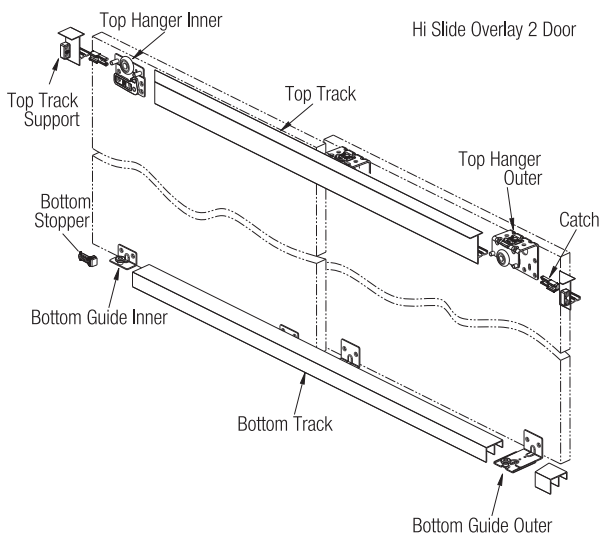
Specifications

Item	Code Nos.	Door Thickness (Max.) mm	Finish
Hi Slide Overlay for 2 Doors - 22mm	HSO 222		Silver
Hi Slide Overlay for 2 Doors - 28mm	HSO 282		
Hi Slide Overlay 2 Door Soft Close 22mm - 80kgs	HSO 222SC-80	22	
Hi Slide Overlay 2 Door Soft Close 28mm - 80kgs	HSO 282SC-80	28	
Al. Track (Top) - 2.44m	HSO - TT12	-	Anodized Silver
Al. Track (Top) - 3.66m	HSO - TT13	-	
Al. Track (Bottom) - 2.44m	HSO - BT12	-	
Al. Track (Bottom) - 3.66m	HSO - BT13	-	
Soft Close kit for HSO 222SC / 282SC / 223SC / 283SC - 80kgs	HSOK 80SC	-	



Fitting Instructions

1. Fit the Top Track to the top face of the cabinet as shown in Fig. 2 (For dimensions Refer Fig. 1).
2. Fit the Top Track support behind the top track & to the inner side face of the cabinet as shown in Fig. 2.
3. Fit the Bottom Track to the bottom face of the cabinet as shown in Fig. 3 (For dimensions Refer Fig. 1).
4. Fit the Top Hanger Outer to the inner face of the Outer Shutter & Top Hanger Inner to the inner face of the Inner shutter as shown in Fig. 1.
5. Fit the Bottom Guide Outer to the inner face of the Outer Shutter & Bottom Guide Inner to the inner face of the Inner shutter as shown in Fig. 1.
6. For HSO 222 and HSO 282
 - 6.1 Hang the shutters to the top track & lock the shutters as shown in Fig.6.
 - 6.2 Fit the Catch as shown in Fig 4A. with M4 screws & nuts provided.
 - 6.3 Fit the Bottom Stoppers as shown in Fig 4B. (Use 8mm Wooden Packing for Inner Shutter).
7. For HSO 222 SC - 80 and HSO 282 SC - 80
 - 7.1 Fit the Soft Close Assembly as shown in Fig. 5A.
 - 7.2 Fit the Bottom Stoppers as shown in Fig 5B. (Use 8mm Wooden Packing for Inner Shutter).
 - 7.3 Hang the shutters to the top track & lock the shutters as shown in Fig.6.





HI SLIDE OVERLAY 2 DOOR / 2 DOOR WITH SOFT CLOSE 80KGS

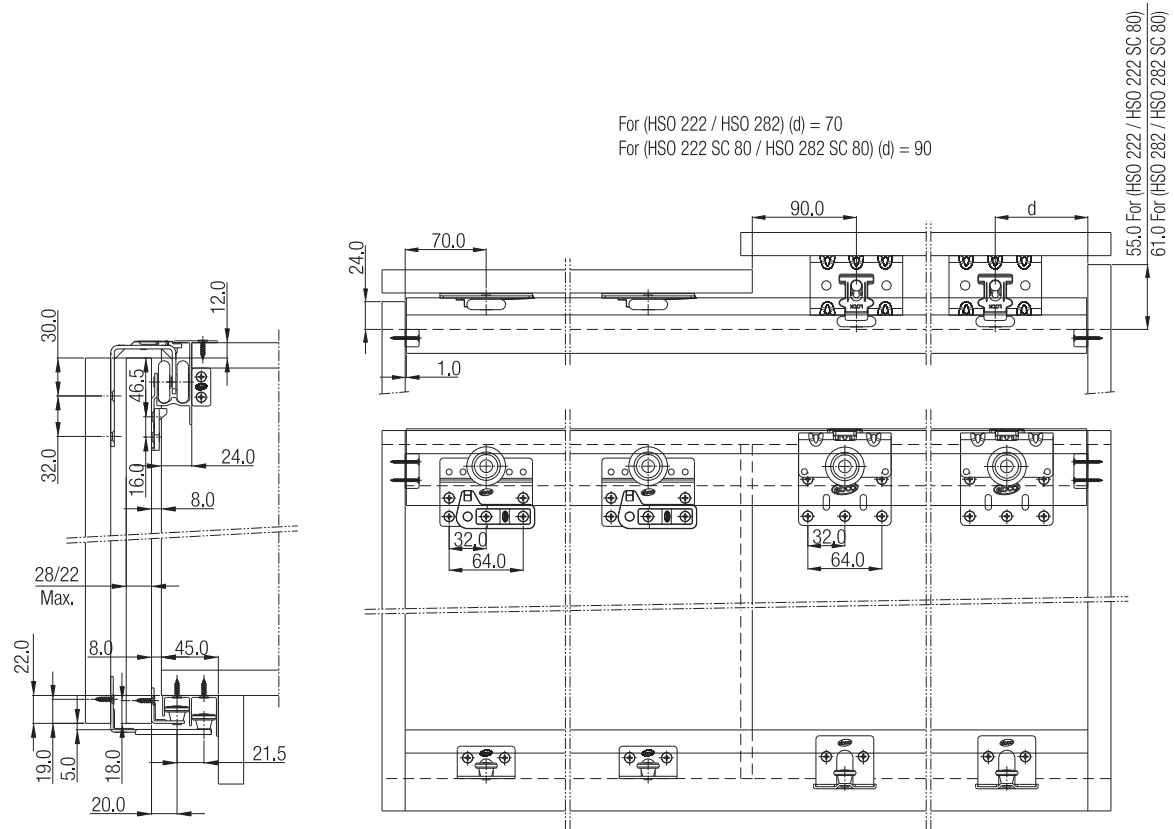


Fig. 1.

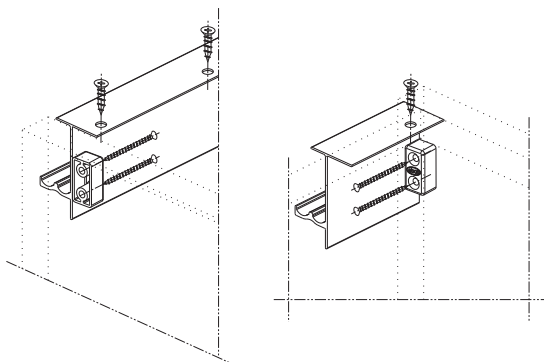


Fig. 2.

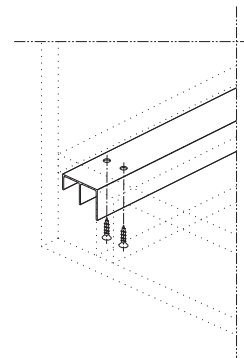


Fig. 3.

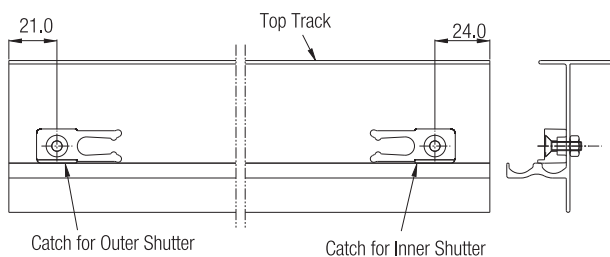
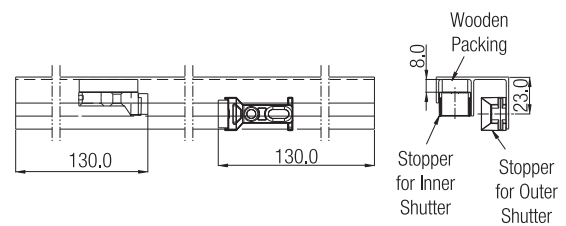


Fig. 4A.

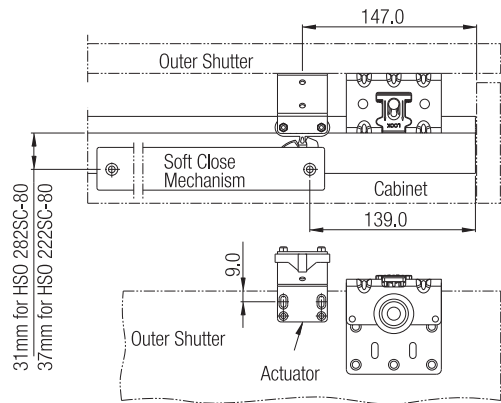


Fitting diagram of Bottom Stopper

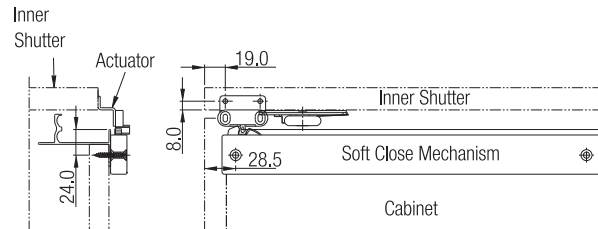
Fig. 4B.



HI SLIDE OVERLAY 2 DOOR / 2 DOOR WITH SOFT CLOSE 80KGS

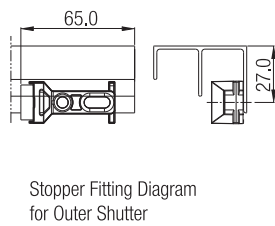


Soft Close Assembly for Outer Shutter

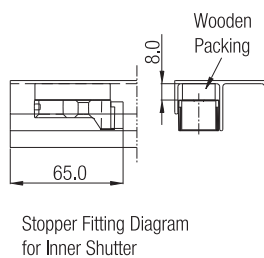


Soft Close Assembly for Inner Shutter

Fig. 5A.



Stopper Fitting Diagram
for Outer Shutter



Stopper Fitting Diagram
for Inner Shutter

Fig. 5B

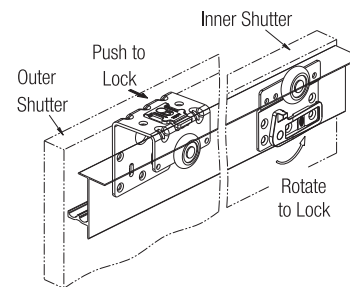


Fig.6.

HSO 222 & HSO 282

1 No.	1 No.	1 No.	1 No.	2 No's	2 No's	1 No.	1 No.	2 No's	2 No's

HSO 222 SC - 80 & HSO 282 SC - 80

2 No's	2 No's	2 No's	2 No's	2 No's	2 No's	2 No's	1 No.	1 No.