



[Home](#) » [Heavy Duty Drawer Slides - 90 Kg](#)

Heavy Duty Drawer Slides - 90 Kg



- Full extension of the drawer available
- Direct front installation
- Precision ball bearing for smooth movement
- System-32 compatible
- Load capacity - 90 kgs
- Removable drawer with Latch

Specifications

Model	Code	Size (mm)	Finish
Heavy Duty Drawer Slides - 90 Kg	HD90-45	450	Zinc Plated White
	HD90-50	500	Zinc Plated White
	HD90-60	600	Zinc Plated White
	HD90-75	750	Zinc Plated White
	HD90-90	900	Zinc Plate White

Fitting Instructions

1. To install gap per side 16.0mm is required between the cabinet and drawer. (Ref. Fig. 1)
2. Depress latch and remove the inner slide. (Ref. Fig.2)
3. Fit outer (fixed) slide onto the inside of the cabinet, access to holes can be got through holes in the intermediate slide.
4. Fit inner slide onto the outside of the drawer.
5. Slides should be fitted parallel screws tightened fully to avoid gaps.
6. Now slide the drawer with inner slide engaged on to the intermediate slides on the cabinet till the latch will automatically engage.

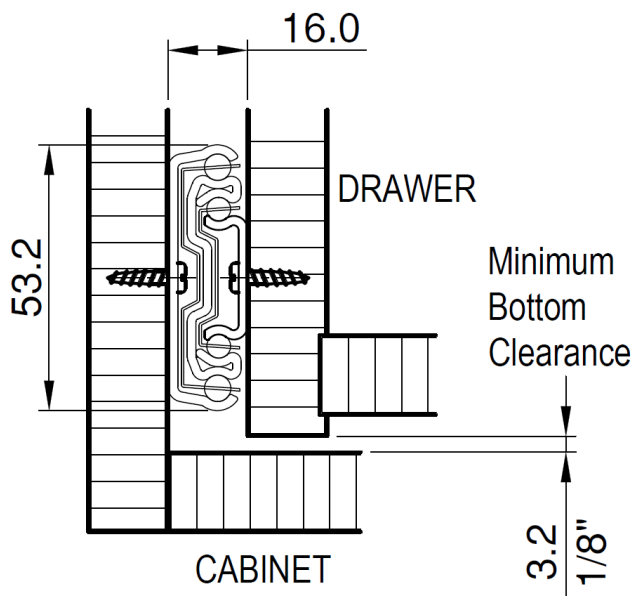


Fig. 1

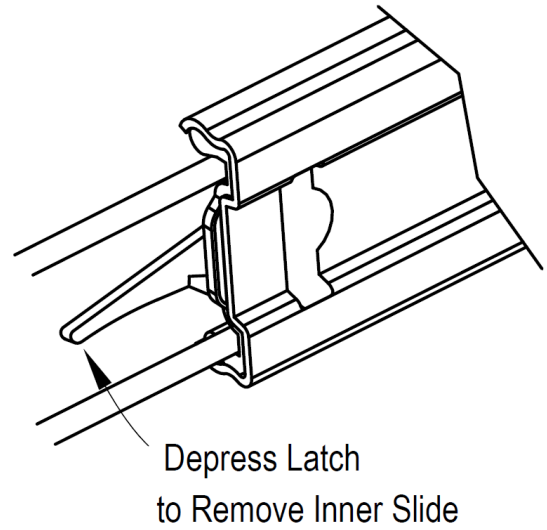
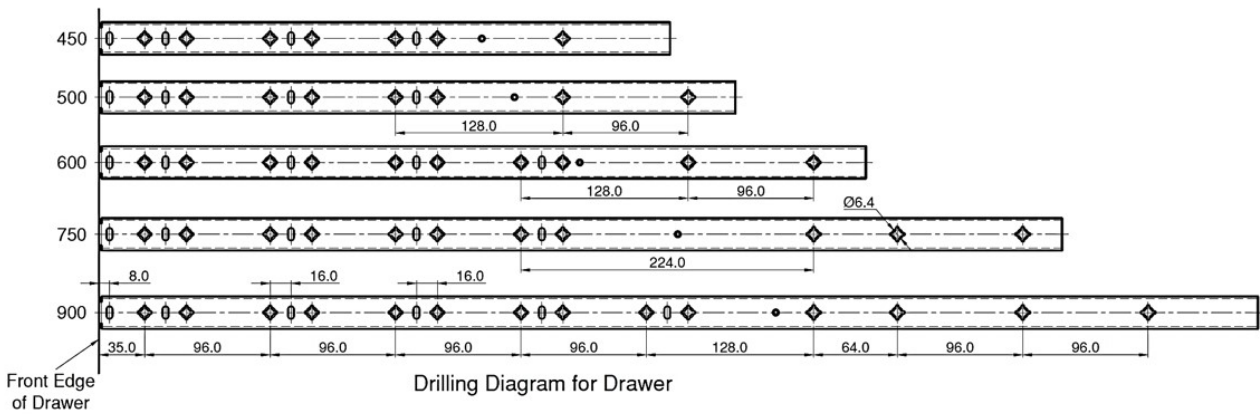
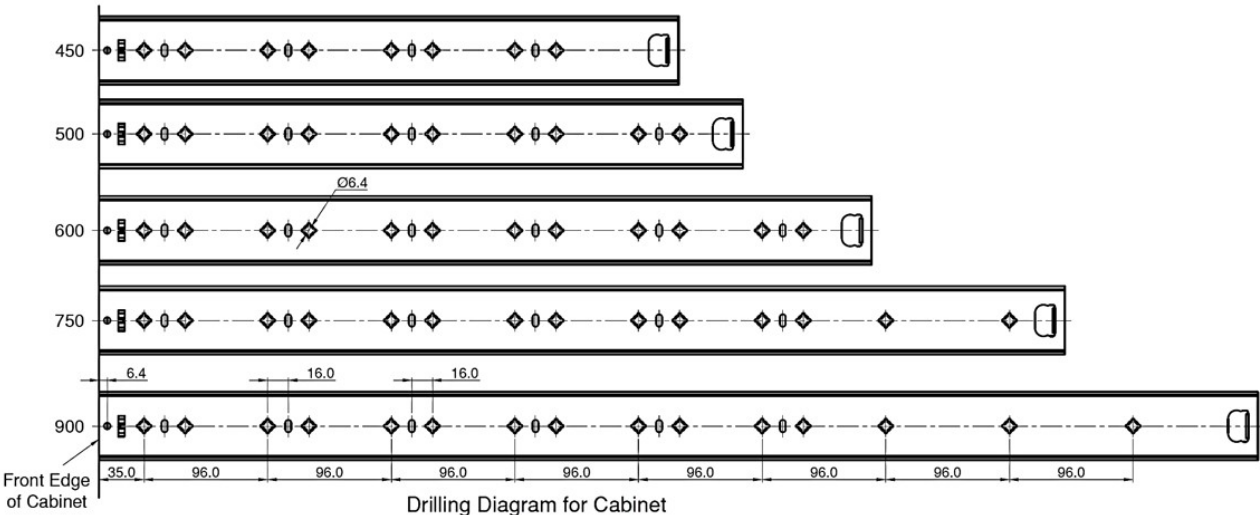


Fig. 2



Drilling Diagram for Drawer



Drilling Diagram for Cabinet

Caution

For efficiency and durability:

1. Strictly maintain 16.0mm side gap.

2. Fit slides parallel and at equal heights
3. Do not apply paint or polish
4. Do not let saw dust enter into the slides