


# GLASS HINGE - INSET



## Special Features

- Max. shutter size : 800mm x 350mm.
- Glass shutter thickness : 4 to 6mm.
- No cavity required.
- Built In catch for flush-fitting glass shutters.



## Specifications

Code No.	Finish
HG11	CP

## Fitting Instructions

1. Drill hole on inside of cabinet as per the dimensions in Fig.1 and screw on the mounting bracket.
2. Glass shutter is now placed in glass holder and screw tightened (Refer Fig. 2).
3. Glass shutter should be 2.5mm less in width and in height per side accordingly from the cabinet internal dimensions to fit hinges and glass handle (Refer Fig. 3a & 3b).

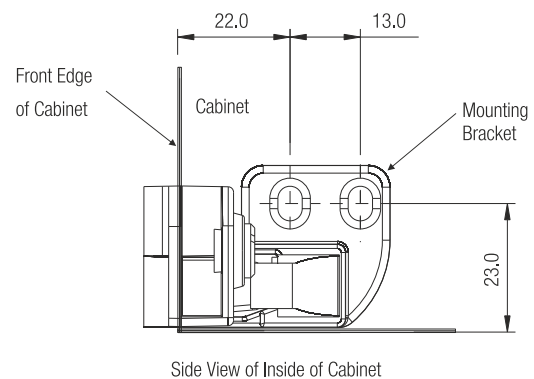
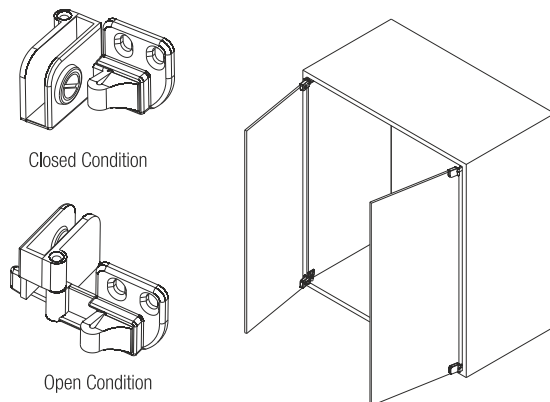


Fig.1

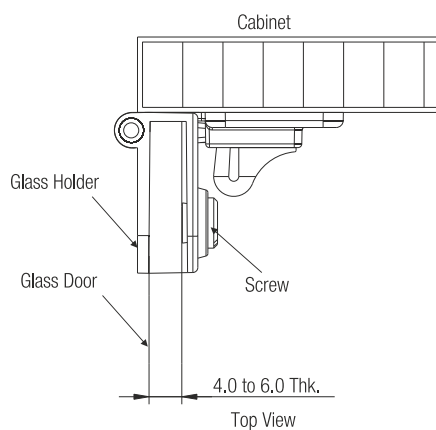


Fig.2

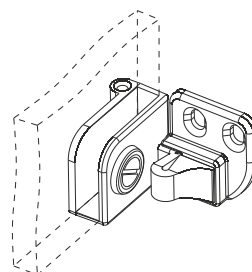


Fig.3a

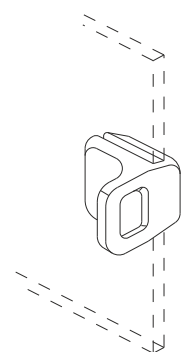


Fig.3b