



FLAT SCREEN HOLDER - SINGLE ARM TWIN

Worksmart



Special Features

- Table top grommet mounting for two flat screens on a single pole.
- Can be rotated towards left & right as well as tilted up & down with a single knob.
- Die cast for good aesthetics.
- Easy to fit.
- Height adjustment of 100mm.
- Compatible for VESA 75 x 75 & VESA 100 x 100 with an extra plate.
- Load capacity: ≤7 Kgs. per arm.

Specifications

Item	Code Nos.	Finish
Flat Screen Holder - Single Arm Twin	FSHSAT	BL/SL/WM/AT
Extension Link	FSH-EL1	



Fitting Instructions

1. Drill Ø12.5mm hole throughout on table top on the desired position.
2. Fix the vertical pole as shown in Fig. 1.
3. Clip the height adjustment clip on to one of the holes on the vertical pole and slide the diagonal arm on to the pole from top till the bottom face of the arm rests on the height adjustment clip as shown in Fig. 2. Repeat for the second diagonal arm.
4. Assemble the other parts as shown in Fig. 3.
5. For VESA 100mm model, screw the 100mm plate to the hanging bracket with M4 screws as shown in Fig. 4.
6. Screw the flat screens to the hanging brackets with M4 screws provided as shown in Fig. 5.
7. Insert the monitor cables into the arm clips and wire holders, then clip them to the diagonal arms and vertical pole respectively, as shown in Fig. 6.

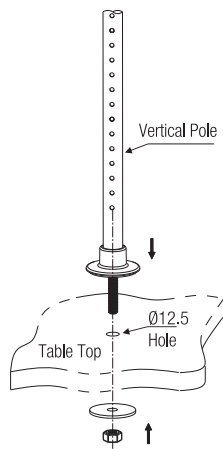


Fig. 1.

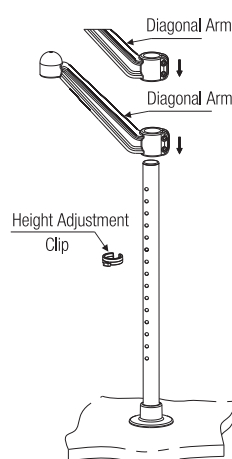


Fig. 2

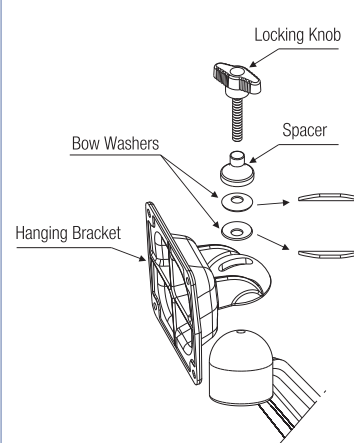


Fig. 3

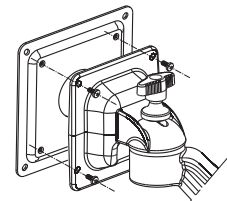


Fig. 4

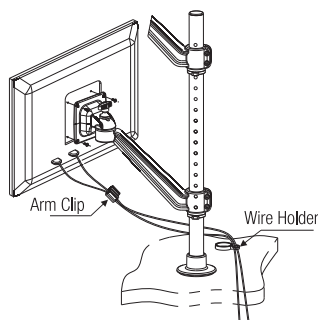


Fig. 5

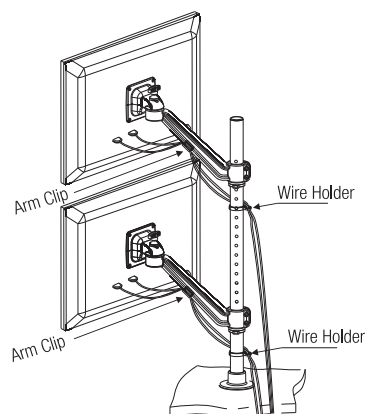
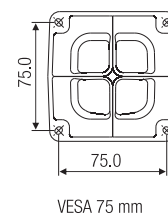
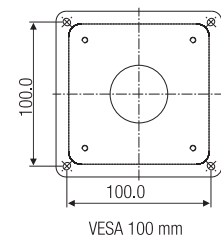


Fig. 6



VESA 75 mm



VESA 100 mm