



FLAT SCREEN HOLDER WALL MOUNT - EXTENDED ARM

worksmart



Special Features

- Ideal for wall or partition mounting.
- Compatible for Vesa 75mm & Vesa 100mm with an extra plate.
- Direct mounting with system 32 holes.
- Can be rotated towards left & right as well as tilted up & down.
- Double locking knobs gives ample adjustment.
- Extended arm keeps the screen away from wall thus gives ample space for rotation.
- Die cast for good aesthetics.

Flat Screen Holder-Extension Link (with knob & spring)

- Can be used as an extension with 'ebco' flat screen holder wall mount, flat screen holder single arm, double arm, single arm twin, and quadruple arm.

Specifications

Item	Code Nos.	TV to Wall distance	Finish
Flat Screen Holder Extended Arm - Wall Mount	FSHWE-2	74-190mm	BL/SL/WM/AT
Flat Screen Holder -Extension Link (with knob & springs)	FSH-EL1	-	



Flat Screen Holder Extended Arm Wall Mount



Extension Link



Flat Screen Holder-Extension Link
(with knob & spring)

Fitting Instructions

1. Screw the Mounting Bracket to the wall or partition with screws (Refer Fig.1).
2. Assembly drawing (Refer Fig. 2).
3. Screw the flat screen to the hanging bracket with M4 screws provided (Refer Fig. 3).
4. For Vesa 100 mm model screw the 100 mm plate to hanging bracket with M4 screws.
5. Rotation is possible left & right as well as up & down directions (Refer Fig. 4).

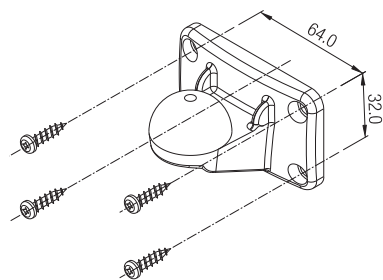


Fig. 1.

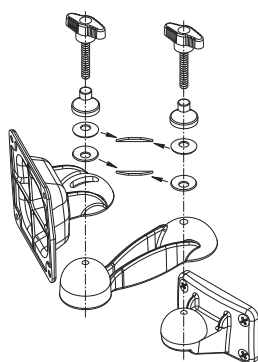


Fig. 2

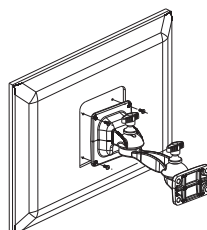


Fig. 3

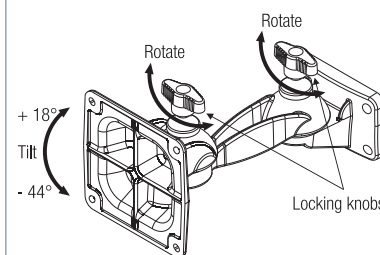
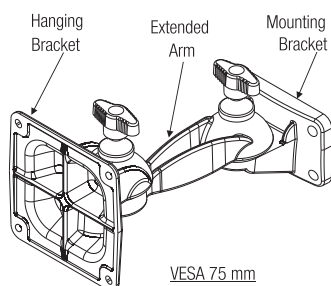
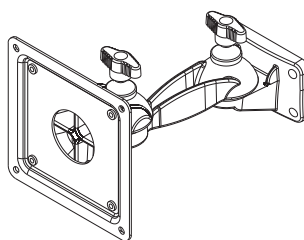


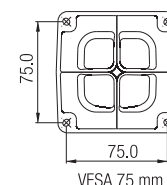
Fig. 4



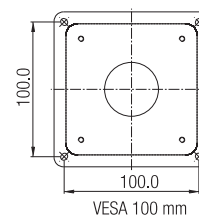
VESA 75 mm



VESA 100 mm



VESA 75 mm



VESA 100 mm