

COMPUTER KEYBOARD TRAY - JUMBO (WITH SOFT PAD & WITHOUT MOUSE TRAY)



Special Features

- Made for extra large multimedia keyboard.
- Has specially designed soft palm rest.
- Height adjustment on mounting brackets.
- Smooth quiet movement with ball bearings.
- Removable drawer with latches.
- Special pressure lock at extended position.



Specifications

Code No.	Finish
KBTJ1	BL

Fitting Instructions

1. Assemble height adjustment brackets on to slides using M4 screws provided as in Fig.1.
2. Drill as per drilling diagram Fig.2.
3. Height adjustment bracket should be adjusted for desired height.
4. Screw the key board onto the table. Table should have minimum horizontal gap of 700mm.
5. Slide the Keyboard Tray out till it automatically latches.
6. To remove tray, lift latches provided on each sides and pull as per Fig.3.

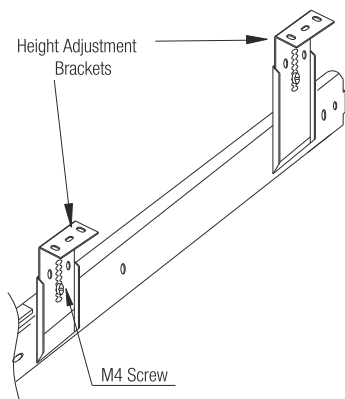


Fig. 1.

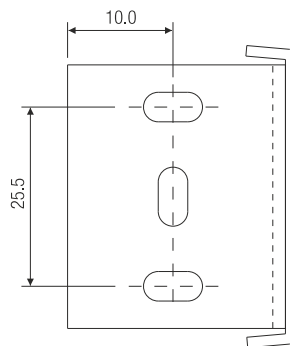


Fig. 2

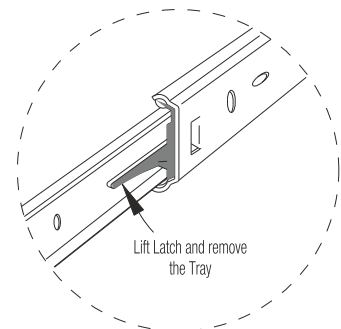


Fig. 3

