

# BLIND CORNER HINGE - EURO



## Special Features

- Designed for cabinets having blind corner panel.
- Max opening : 105°.
- Max shutter size : 850mm X 550mm (34" X 22") for 2 hinges.
- Shutter thickness : 16mm to 19mm.
- 3-way adjustment with 'System 32' compatibility.
- Finish : Nickel Plated.

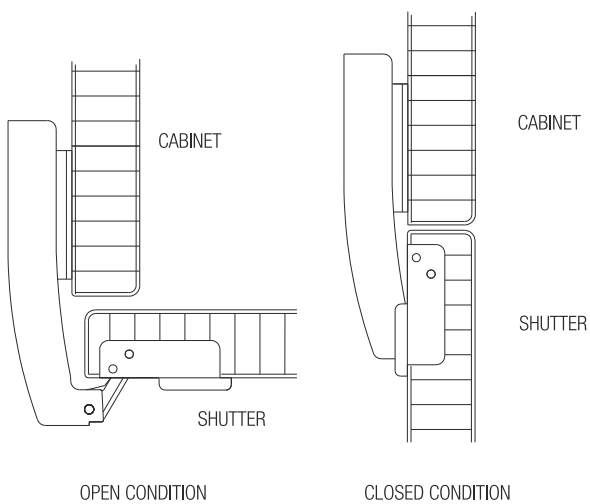


## Specifications

Code No. | EHBC-1

## Fitting Instructions

1. Drill out the cavity in shutter as per the dimensions in Fig. 1. Do not chisel.
2. Fit the cap into the shutter cavity at right angle to the shutter.
3. Mark holes in the cabinet side wall as per Fig. 2 and screw in the mounting plate.
4. 3-way adjustment for vertical, horizontal and pivot movement is available to take care of gaps.
5. Corners of shutters must be radiused.



## Caution

- For efficiency and durability.
- To avoid damage to hinge, do not force the door to exceed 105°.
- Do not apply paint or polish.
- Hinges must be parallel.
- The hinge must not be hammered.

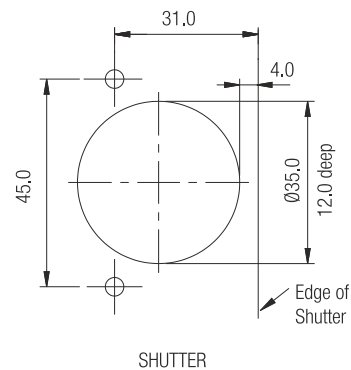
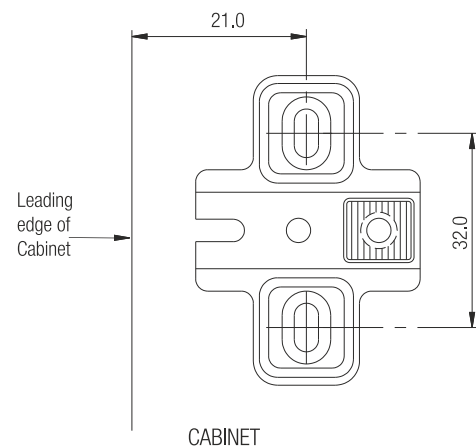


Fig.1



CABINET

Fig.2