



Special Features

- Convenient and easy to install.
- Special system-32 mounting plate provided to mount the required platform.
- Simultaneous adjustment of movements with a single knob.
- Can be tilted or rotated and the height and reach can be adjusted allowing optimum comfort to user.
- Spring assisted to help counter balance.

Specifications

Code No.	Finish
AKS-S4	BL/AT

Fitting Instructions

1. Fit the retainer plate under the table top leaving 15 mm from the front. Fit the stopper bush at the rear end (Refer Fig.1). Use pan head wood screws provided.

2. Slide the Arm assembly into the retainer plate (Refer Fig. 2).

3. Screw the plastic front stopper onto the front end of the retainer plate (Refer Fig. 3).

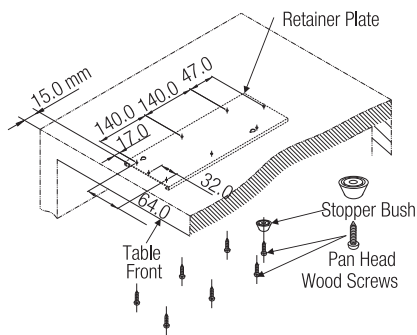


Fig. 1.

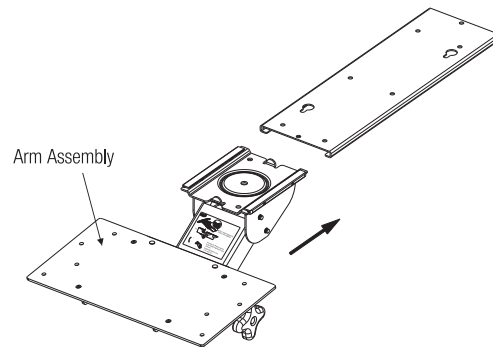


Fig. 2

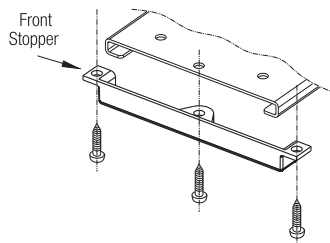


Fig. 3

