




[Home](#) » [Aluminium Profile Glass Shutter Euro](#)

Aluminium Profile Glass Shutter Euro



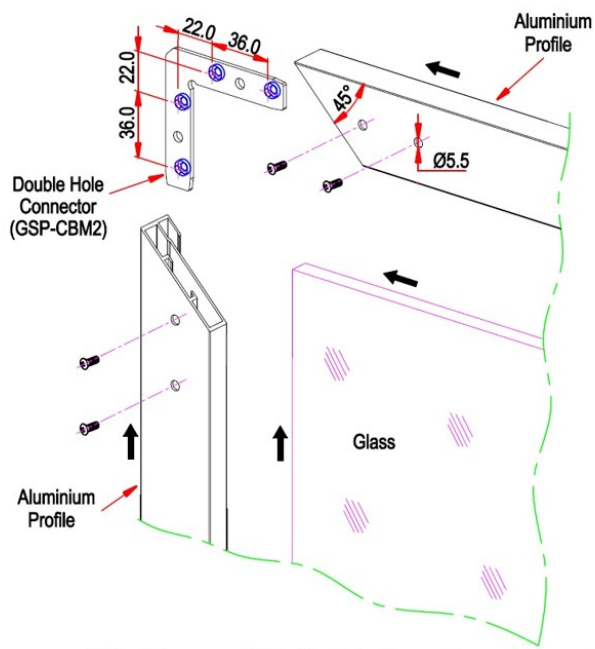
- Ideal for cabinet shutters or wardrobe shutters.
- It comes with two different types of connectors, double hole connector, and single hole connector.
- Available in Anodized Silver, Black, Special Finish, Brushed Aluminium and Chrome Plated

Specifications

Item	Code	Finish
Al. Profile Glass Shutter Euro 45mm - Anodized Silver / Black	EGSP 4-45 AS/BL	Anodized Silver / Black
Al. Profile Glass Shutter Euro 45mm with Handle - Anodized Silver / Black	EGSP 4-45H AS/BL	Anodized Silver / Black
Al. Profile Glass Shutter Euro 45mm - Satin - Special Finish	EGSP 4-45 SF	Special Finish
Al. Profile Glass Shutter Euro 45mm with Handle -Satin - Special Finish	EGSP 4-45H SF	Special Finish
Al. Profile Glass Shutter Euro 45mm - Satin - Chrome / Brushed Al.	EGSP 4-45 CP/BA	Chrome Plated / Brushed Aluminium
Al. Profile Glass Shutter Euro 45mm with Handle -Satin - Chrome / Brushed Al.	EGSP 4-45H CP/BA	Chrome Plated / Brushed Aluminium

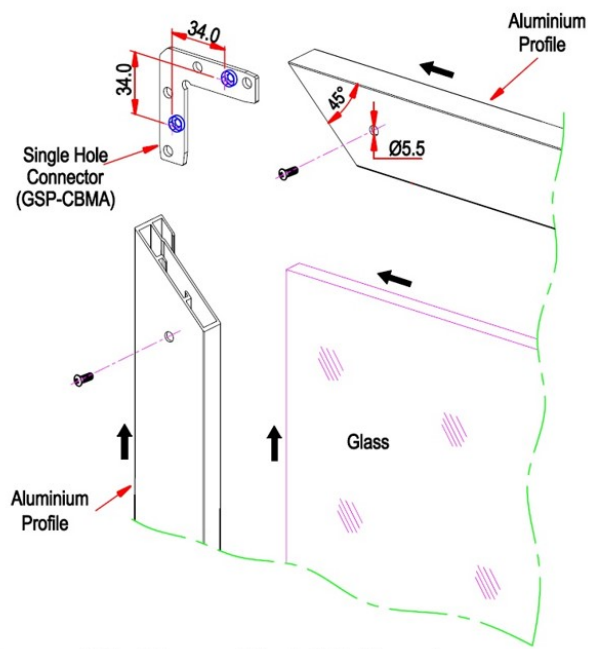
Fitting Instructions

1. Cut the aluminium profile to suitable length at both ends should be cut in 45° to form a metre joint. (Ref. Fig. 1)
2. Drill Ø5.5mm holes as shown in Fig. 1
3. Insert the glass shutter in the track and join the aluminium profiles with corner connectors provided and screw it with the M5 screws provided as shown in Fig. 1



Fitting Diagram of Double Hole Connector

Fig. 1



Fitting Diagram of Single Hole Connector