


# 270° HINGE



## Special Features

- Unique Click on system enables easy installation of shutter.
- Max. shutter size: 34" x 22" (850 mm x 550 mm for 2 hinges).
- Shutter thickness 16mm to 19 mm.
- Max. opening angle 270°.
- 'System 32' compatible.
- Shutter cavity: Ø35mm, 12mm deep.
- Easy to fit.
- Die cast body.

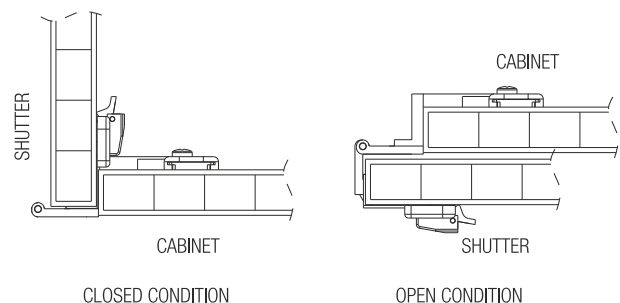
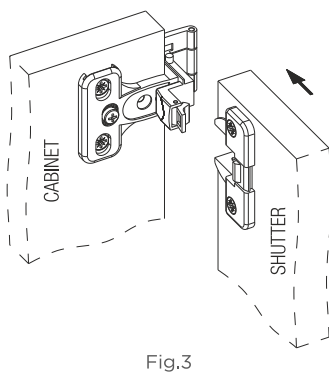
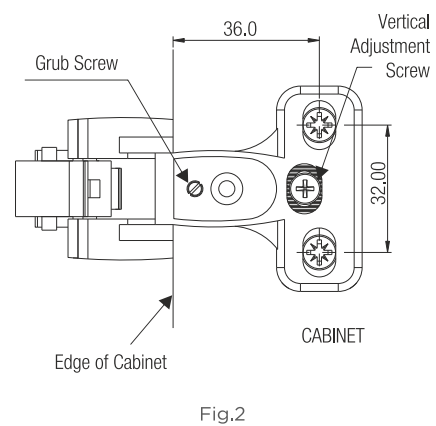
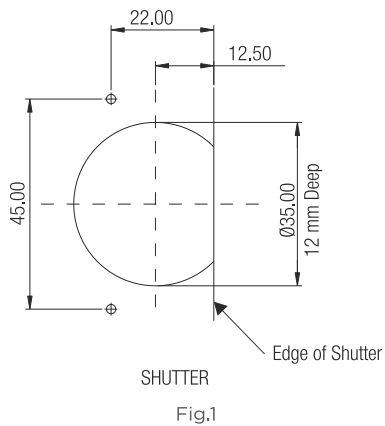


## Specifications

Code No.	Finish
H270	NP

## Fitting Instructions

1. Drill out the cavity in the shutter as per the dimensions in Fig. 1.
2. Fit the cap into the shutter cavity and screw on.
3. Mark hole in the cabinet for mounting plate as per Fig. 2 and screw on the mounting plate.
4. Now align the shutter with the cabinet and click on the cap with the mounting plate assembly as shown in Fig. 3.
5. By loosening the Vertical adjustment screw the shutter can slide vertically.
6. Shutter alignment can be adjusted by loosening & tightening grub screw.



## Caution

- For efficiency and durability.
- Do not apply paint or polish.
  - Hinges must be parallel.
  - The hinge must not be hammered.