



Make A Statement With Livsmart Fittings.

Welcome to the world of **intelligent furniture**
hardware and accessories

Simplifying lives in every home, with efficient, stylish
and world-class design like never before!

Livsmart by ebco offers an exclusive range of intelligent
hardware solutions of kitchen system & accessories,
aluminium profiles & handles, bed & wardrobe fittings
& accessories and furniture lights- led

MAKES LIFE



EFFICIENT



CONVENIENT



PRODUCTIVE



FLEXIBLE



TECHNOLOGICALLY
ADVANCED



EFFORTLESS



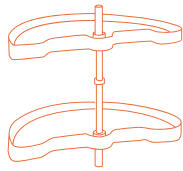
VALUABLE



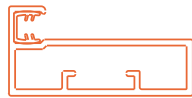
ORGANISED

THE HALLMARK
OF EFFICIENCY

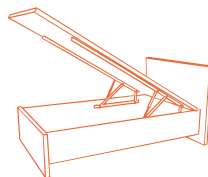




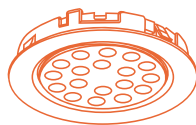
Kitchen Systems
& Accessories



Aluminium Profiles
& Handles



Bed & Wardrobe
Fittings & Accessories

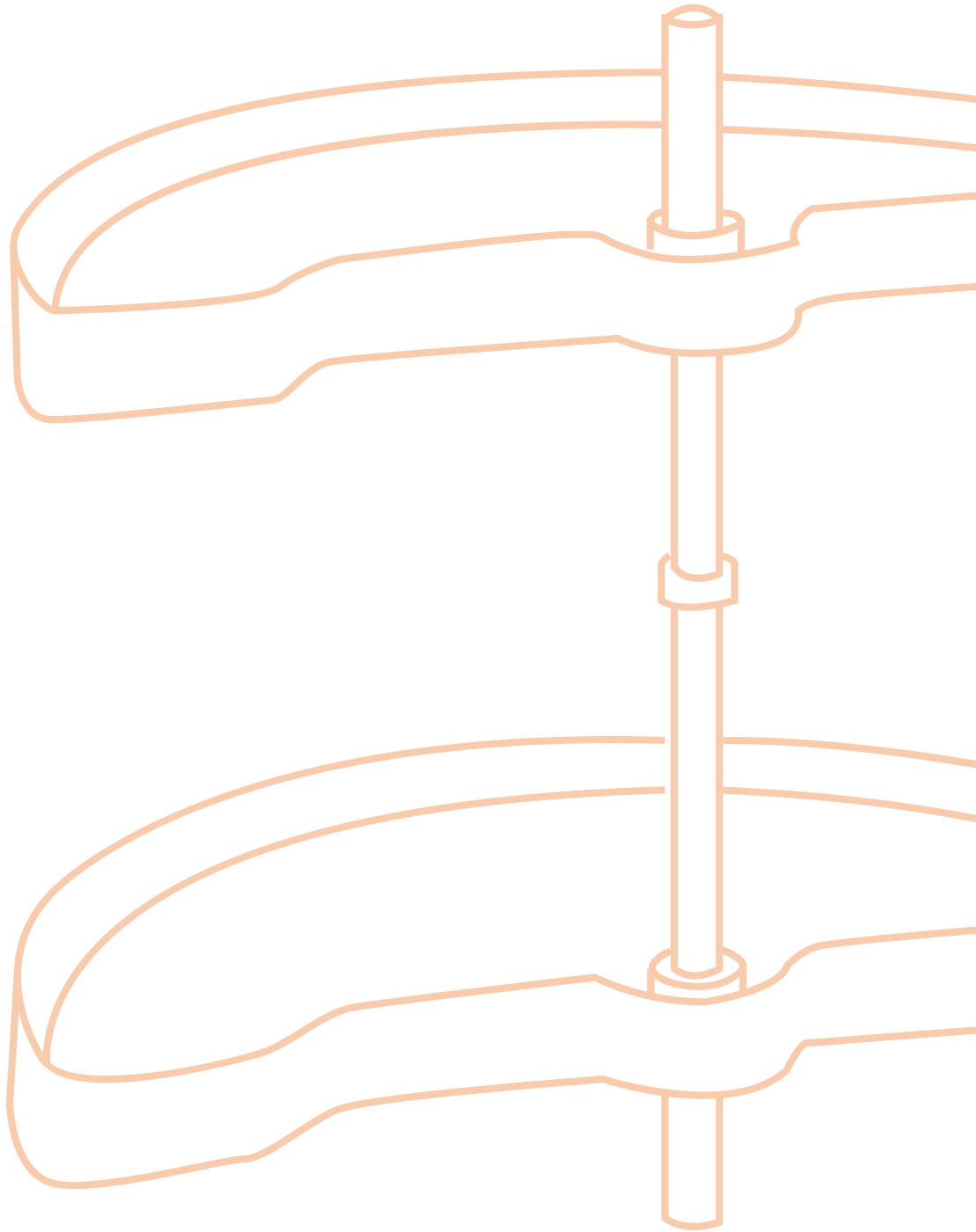


Furniture
Lights - LED

#HappyKitchens. With Livsmart Fittings.



Kitchen Systems & Accessories



Kitchen Systems & Accessories

| DRAWER SYSTEMS |



| Pro Motion DRAWER SYSTEM | N Series |

- Fascia Panel System for internal drawers.
- Glass/Aluminum side panel.
- Drawer Partition System.
- Height: 80mm, 176mm & 185mm.
- Length: 400mm, 450mm, 500mm & 550mm.
- Load Capacity: 65 kgs (500& 550mm), 30kgs (400 & 450mm).
- Finish : WH, SG, AT, BA.

Kitchen Systems & Accessories

| DRAWER SYSTEMS |



Profile Drawer System 80



Profile Drawer System 185



Profile Drawer System 176
With Glass



Profile Drawer System
176 With Al. Panel

Kitchen Systems & Accessories

| DRAWER SYSTEMS |



SLO-MOTION
CLOSING SYSTEMS **30**
KGS

| Pro Motion DRAWER SYSTEM - 90 | S2 Series |


- Height – 90mm, 120mm & 175mm.
- Length- 450mm, 500mm & 550mm.
- Load Capacity – 30kgs.
- Glass/Aluminum/Rail fascia panel system for internal drawers.
- Finish – WH & AT.

Kitchen Systems & Accessories

| DRAWER SYSTEMS |




| Pro Motion DRAWER SYSTEM - 120 |
| S2 Series |



| Pro Motion DRAWER SYSTEM - 175 |
| S2 Series |


| ANTI SKID MATS |




Dotted



Clear



Grey Cross



Canvas

- Ideal for kitchen drawers, cabinet/ wardrobe shelves, working table, etc.
- Patterned upper surface for better hold and superior anti-skid coating at the bottom.
- For use in kitchen drawers and shelves - protects furniture from water dripping and the anti-skid feature keeps the cutlery and utensils in place.
- For use in wardrobe and shelves - protects clothes from wood coating stain.
- Easy to clean and reuse.
- Finish – AT, CL ,GR

Kitchen Systems & Accessories

| DRAWER SYSTEMS |



| Extendo FIORO |



| Extendo LIBELL |

- Extendo Pullout Shelves enables direct access with excellent overview of shelf contents.
- FIORO Shelves:
Cabinet Width - 600mm & 900mm.
Cabinet Depth - 500mm
- LIBELL Shelves:
Cabinet Width - 450mm, 600mm & 900mm.
Cabinet Depth - 500mm
- Load Capacity - 30kgs
- Finish - AT



Extra Shelf



Kitchen Organiser Rail



Magnetic Divider

| Linea Box |



Linea Box - 2 Sided




Linea Box - 3 Sided

- Thinnest drawer system with a wall thickness of 9mm.
- 2 Sided Height - 104mm & 180mm
- 2 Sided Depth - 500mm
- 3 Sided Height - 104mm & 180mm
- 3 Sided Depth - 500mm
- 3 Sided Width - 450mm, 600mm & 900mm
- Finish - WH, AT

Kitchen Systems & Accessories

| KITCHEN BASKETS - SS304 |



Cup Insert



Saucer Insert



Plate Insert



Thali Insert



Partition Rod for Basket with Clip

| Right Angle Modular Basket | SS304 |

Widest Range

- Over 320 variations in types and sizes to suit any application & standard cabinet dimensions.
- Options of ready-to-use or modular baskets.
- Extremely flexible for making a combination of own choice.
- Over 600 variations of drawer slides to choose from.

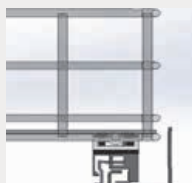
Superior Quality

Electropolished stainless steel for lasting finish with no external plating.

| Essential Hardware |



Kitchen Basket Spacer and Shims



Undermount Basket Clip



Basket Clamp



U Clamp

Kitchen Systems & Accessories

| KITCHEN BASKETS - SS304 |



Plain



Cup & Saucer



Plate



Partition




Bottle Rack



Thali



Half Bottle Rack



Cutlery



Kitchen Utensil Basket



Dinner Set Basket



Kitchen Grain Drawer




Larder Basket

Kitchen Systems & Accessories

| DRAWER ACCESSORIES |



| Modular Cutlery Tray |



Single Wing 10-20



Single Wing 9-20



Single Wing 15-20

Code No.	Width (mm)	Depth (mm)	Height (mm)
MCT 1020SW	266	420-490	45
MCT 920SW	420	420-490	45
MCT 1520SW	376	420-490	45



Double Wing 11-20



Knife Block



Cutting Board

Code No.	Width (mm)	Depth (mm)	Height (mm)
MCT 1120DW	260	490	45
MCT - KB	102	197	43
MCT - CB	86.5	395.5	10

Kitchen Systems & Accessories

| DRAWER ACCESSORIES |

Innumerable options for users to organize drawers with utility products like KDMS, Cutlery Tray, Dish Holder & Inserts.



Kitchen Drawer Management System (KDMS)



KDMS Accessories & Dividers




Kitchen Cutlery Tray



Kitchen Cutlery Inserts



Drawer Partition - Kitchen



Kitchen Drawer Rack - Plate & Thali



Dish Holder



Plastic Wicker Basket

◀ Reinforced with SS304 rods, these baskets are made of plastic wires that are stable & suitable for all seasons.

- Height: 100, 150 & 200mm
- Width: 450 & 600mm
- Depth -470mm
- Finish – BR

Kitchen Systems & Accessories

| CORNER SOLUTIONS |



- Maximum space utilization with excellent access and clear overview across the entire storage space.
- The Shelves / Trays can be positioned at any height, making for optimal distribution.
- Ideal for utilizing a corner space in the kitchen.
- Finish - AT, EP, SL, WH

| Magic Corner Comfort - FIORO |



Magic Corner Comfort - Libell



Magic Corner Comfort - SS304 Baskets




Magic Corner Flex - Libell



Magic Corner Flex - SS304 Baskets



Double Corner Pullout 450



Corner Carrousel Polymer



Corner 'D' Tray - Polymer



Kitchen Carrousel Unit



Kitchen D Carrousel



Kitchen D Tray

Kitchen Systems & Accessories

| STORAGE SYSTEMS |



| Libell Shelves |



| Fiore Shelves |

| Pleno |

- Height adjustable shelves with easy access from three sides
- Choose From - FIORO Shelves / LIBELL Shelves / SS304 Baskets
- Finish - AT, SS304



| Convoy Lavidio |

- Easy access from three sides.
- Optimal use of space.
- Height adjustable shelves.
- Finish - AT

Kitchen Systems & Accessories

| STORAGE SYSTEMS |



| Tall Unit |

- Height adjustable shelves
- Choose From - FIORO Shelves / LIBELL Shelves / SS304 Baskets
- Finish - AT, SS304



| Kitchen Pantry Unit Lite |

- Height adjustable shelves with 6 shelves each on both sides (Cabinet & Shutter)
- Designed for 450mm & 600mm wide cabinets. Finish - SL, SS304

Kitchen Systems & Accessories

| STORAGE SYSTEMS |



| Roll Top - Easy / Pro |

- Width – 450mm, 600mm and 900mm
- Finish – SL, SF, FG, GW, AT, MC & FW



| Snello Fioro |

- Choose From – FIORO Shelves / LIBELL Shelves
- Width – 150mm, 200mm, 300mm
- Finish – AT



| Kitchen Tower |

- Width – 450mm & 600mm.
- Load Capacity – 22Kgs (450mm) and 25Kgs (600mm)
- Finish – AT

Kitchen Systems & Accessories

| STORAGE SYSTEMS |



| Picanto |

- Suitable for storing small items in overhead units. Ideal for kitchen & bathroom units.
- Finish – SL



| Sesam |

- Perfectly suited for storing (hiding!) cleaning and housekeeping items in one place.
- Finish - SL



Side Pullout 300



Base Mount Pullout 300

- ◀ • Ideal for a kitchen with 300mm – 350mm cabinet space to store bottles, jars, containers etc.
- Finish - WH, SS304



Side Pullout Baskets with Holder



Side Pullout Baskets Frameless

Kitchen Systems & Accessories

| OVERHEAD SYSTEMS |



- Versatile and compact lift systems with strong functional appeal.
- Suitable for vast range of furniture applications – Office Furniture, Kitchens, Living rooms, etc.
- Finish - WH, GR

| WIND - FLAP DOOR SYSTEM |



Flap Door System



Swing Door System



Folding Door System



Pegasus



Pacta



Vertical Split Fittings



Kitchen Plate Tray / Glass Tray / Drip Tray



Kitchen Plate Rack / Glass Rack / Drip Tray

Kitchen Systems & Accessories


| MIDWAY SYSTEMS |



| Kitchen Wall Hanging Accessories | Aluminium |




Multi Utility Rack




Multi Utility Rack - Mini



Utility - Towel Rack



Single Cup Utility Holder



Triple Cup Utility Holder



Laddle Hanger

| Kitchen Wall Hanging Accessories | SS304 |



Kitchen Spice Rack



Kitchen Corner Rack



Multi-Purpose Plate Rack



Kitchen Glass Hanging Rack



Kitchen Dish Lid Rack



Kitchen Plate Holder



Laddle Holder



Kitchen Caddy



Ladle Caddy & Kitchen Hanger



Cup Hanger



Hot Plate - Small/Large



Wine Glass Holder

Kitchen Systems & Accessories

| SHELF TRAY |



- A multi-utility shelf tray that can be used in kitchens (waste bin shutters, pantry unit shutters, overhead shutters, on the mid-way wall etc.), Wardrobes (for cosmetics, perfumes etc.) in bathroom cabinets & more.



Wardrobe

- This tray can be fitted on to the inner face of any shutter.
- Designed for easy accessibility, clip-on mounting.
- Manufactured of durable plastic, as a long life.
- System 32 compatible.
- Easy to fit and use.
- Easy to clip-on and release function which allows the trays to be taken out for cleaning.
- Finish: WH, MC



Kitchen

Kitchen Systems & Accessories

| KITCHEN PLINTH & ACCESSORIES |



SIZE: 100 & 150mm | FINISH: BL: Black, GB: Glossy Black, AT: Anthracite, GC: Glossy Chrome, SL: Silver, GW: Glossy White, GR: Grey, BS: Brushed Steel



PVC Skirting Glossy Chrome



Corner Joint 90°



Straight Joint



Flexi Joint



Q Plinth with Screw



Skirting Clip for Q Plinth



Plinth Fitting – Oval Base



Plinth Fitting – Triangular w/o screw



Plinth Fitting



Under Sink Drawer Profile

Kitchen Systems & Accessories

| WASTE SORTING SYSTEMS |



| Oeko Complet 600 |

- Oeko Complet is designed with fully integrated Soft Opening and Closing system.
- It includes a robust sliding system which is Dirt Resistant and Noise Free.
- Separate compartments for both wet and dry waste segregation.
- Solves the problems associated with Sinks and Space Management.
- Finish – AT



Pull Out Waste Bin - 28/42 litre



Swing out Waste Bin – SS – 13 L



Swing out Waste Bin



Swing Out Waste Bin - Rectangular



Micro Bin



Utility Bin - Clip on 5



Laundry Bin Front Tilt 50



PEKA Pesolo-Utility Rack



Detergent Holder



Shutter Bin Basket



Shutter Bin Holder




Sink Drain Basket



Cylinder Trolley



Under Sink Protector



Foot Pedal - PEKA

Kitchen Systems & Accessories

| HINGES BY **SALICE** |



| SILENTIA PLUS |

- Silentia+ allows a perfect and constant closing of the door in any condition, use and application.
- The innovative soft-close technology guarantees excellent performances to the complete range of hinges.
- Silentia+ includes numerous technological elements in the required spaces and maintains the aesthetics of the hinges of the first generation.



Air



Lapis




Thick Door Hinge



Titanium Silentia 110



Click on Hinge - Titanium



Universal smove with mounting bracket




Smove Light



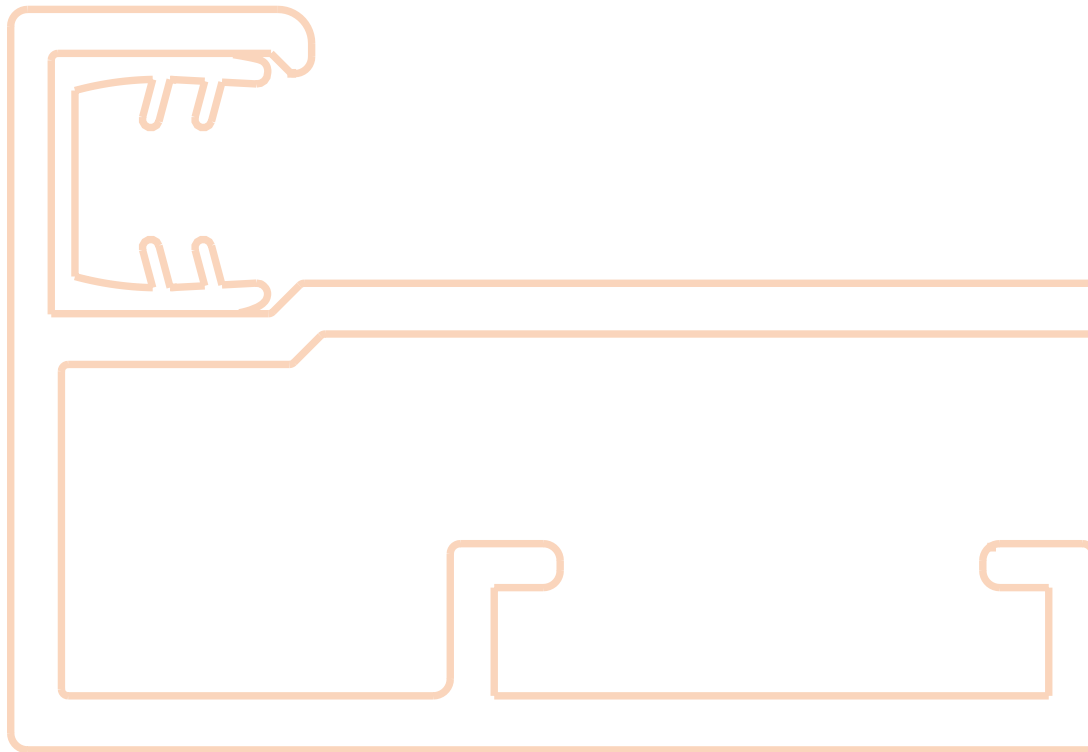
Smove Heavy



Smove Adaptor




Aluminium Profiles & Handles



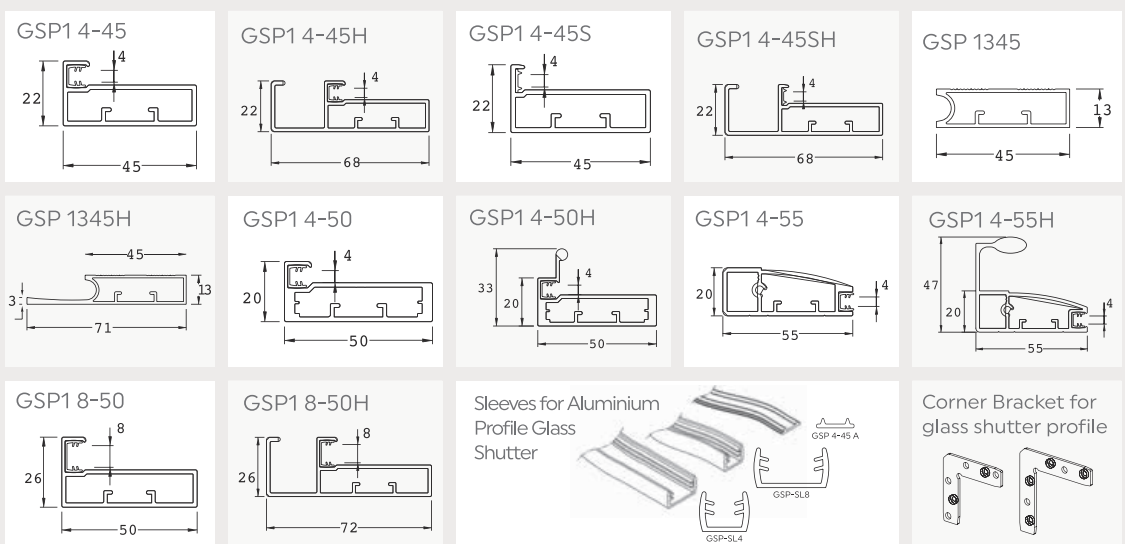
Aluminium Profiles & Handles

| AL. PROFILES |



| AL. PROFILE GLASS SHUTTER |

• Wide range of Aluminum Profiles & Handles to choose from that enhances the appearance of kitchen cabinet shutters



Aluminium Profiles & Handles

| ALUMINIUM PROFILE EDGE/HANDLE FOR WARDROBE SLIDING |

Al. Profile for Wardrobe Sliding Partition 19/25mm
Finish - AS, BL, CP, BA, SF



Al. Profile Edge / Handle for Wardrobe Sliding Partition 19/25mm
Finish - AS, BL, SF, CP, BA



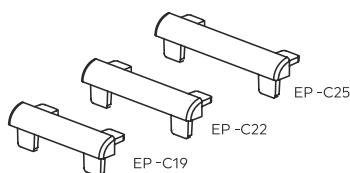
Al. Profile Handle for Wardrobe Sliding 2-19/25mm
Finish - AS, BL, SF, CP




Al. Profile Edge
Size - 19, 22, 25, 35 mm
Finish - AS, BL, SF, CP, BA



Corner for Edge Profile
Finish - AS, BL, SF, CP



Al. Profile Decorative
Size - 4, 7.6, 12 mm
Finish - AS, BL, SF, CP, BA




Al. Profile Decorative 'L' - 10 & 15
Size - 10, 15 mm
Finish - AS, CP



Al. Profile Cabinet Edge/
Al. Profile Cabinet Edge with Bumper
Size - 18 mm
Finish - AS, SF, CP



Al. Shutter Grills
Finish - WM, SF, AT, AS, BA




Aluminium Shutter Grill Micro
Size - W62 X L225(Cutout:W50 X L195)
Finish - AS, WM, AT, BA, SF BA



Aluminium Profiles & Handles

| ALUMINIUM PROFILE SHUTTER HANDLES |



| SHUTTER EDGE HANDLE - 442 |


Al. Profile Shutter Handle -1937
Finish - AS



Al. Profile Shutter Handle-1936
Finish - AS, SF



Al. Profile Shutter Handle 1935
Finish - AS, CP, SF, BA



Al. Profile Shutter Handle
1935 ST
Finish - AS, CP, SF, BA



Handle 96 Eco
Finish - BL, WH, AL, BE



Recessed Handle - 90mm
Finish - BL, SL, WH



Aluminium Profiles & Handles

| RECESSED AND REGULAR HANDLES |

Concealed Hook
Handle – CHH
Finish – CP



Recessed Spring
Loaded Handle –
RSLH
Finish – NB, BL




Recessed Spring Loaded
Handle – Round – SLRHR
Finish – NB



Recessed Handle Square – RSH
Finish – CP, BA



Shutter Handle -
Aluminium 1819
Finish – AS, AC



Shutter Handle Aluminium
3012 Square
Finish – AS, AC



Shutter Handle – Al. 3012
Finish – AS, AC



Shutter Handle – Al.3512
Finish – AS



Al Handle – BAH
Finish – SF



Al Handle – CAH
Finish – SF, BA



Al Handle – C1AH
Finish – SL, CP, AB, BA



Al Handle – C2AH
Finish – AB, AC, CP, AS



Al Handle – C3AH
Finish – CP, AB, AC



Al. Handle – C4AH
Finish – SF, CP, AB, BA

















Al. Handle – C5AH
Finish – AC, AB, CP



Aluminium Profiles & Handles

| ALUMINIUM HANDLES AND KNOBS |



<p>Al. Handle – D1AH Finish – NB,AB</p> 	<p>Al. Handle – D2AH Finish – CP, AB, BA</p> 	<p>Al.Handle – D3AH Finish – AB</p> 	<p>Al Handle – GAH Finish – SL, SF</p> 
<p>Al Handle – IAH Finish – SL, SF, BA</p> 	<p>Al Handle – JAH Finish – SL, SF</p> 	<p>Al Handle – SRAH Finish – AC, AS</p> 	<p>Al Handle – MAH Finish – CP, AB</p> 
<p>Al Handle – LAH Finish – SF</p> 	<p>Al Handle – RAH Finish – SF, BA</p> 	<p>Al Handle – RDAH Finish – SF</p> 	<p>Al Handle – SQAH Finish – SF</p> 
<p>Al Handle – YAH Finish – AS, SF, MB, BA, CP, AB</p> 	<p>Al Knob – KNB Finish – SF</p> 		

Aluminium Profiles & Handles

| ZINC HANDLES AND KNOBS |



Zinc Handle – AZH
Finish – NB



Zinc Handle – BZHS
Finish – NB



Zinc Handle – CZH
Finish – NB




Zinc Handle – DZH
Finish – NB



Zinc Handle – EZH
Finish – NB



Zinc Handle – FZH
Finish – CP



Zinc Handle – GZH
Finish – BL, CP, NB



Zinc Handle – HZH
Finish – CP



Zinc Handle – IZH
Finish – CP, NB



Zinc Handle – JZH
Finish – CP, NB



Zinc Handle – KZH
Finish – BS



Zinc Handle – LZH
Finish – BS, AB



Zinc Knob –
CZK1 & CZK2
Finish – CP



Zinc Knob –
AZK
Finish –
BL, CP, NB



Zinc Knob –
BZK
Finish –
BL, CP,
NB



Zinc Knob –
DZK1 & DZK2
Finish – CP



Aluminium Profiles & Handles


| EDGE PROFILE HANDLES |



| EDGE PROFILE HANDLE – 6 |



EPH1-SF, BA, CP



EPH2-SF



EPH5-AC, AS

| DESIGNER / KIDS FURNITURE HANDLES |



DHP3 BL



DHP1 FR



DHP4 CP




DHP2 FR



DHP5 CP



KFH-A-SL




KFH-A-CP




KFH-B-CL




KFH-C-CL




KFH-D-OR




KFH-E-RD




KFH-F-YL




KFH-G-WH




KFH-H-AQ



KFH-I-OR




KFH-J-OR



KFH-K-SL

Aluminium Profiles & Handles


| GOLA PROFILES AND ACCESSORIES |




| VERTICAL GOLA PROFILES |



| HORIZONTAL GOLA PROFILES |



Vertical
Gola Profile 'C'



Vertical
Gola Profile 'L'



Horizontal
Gola Profile '3 L'

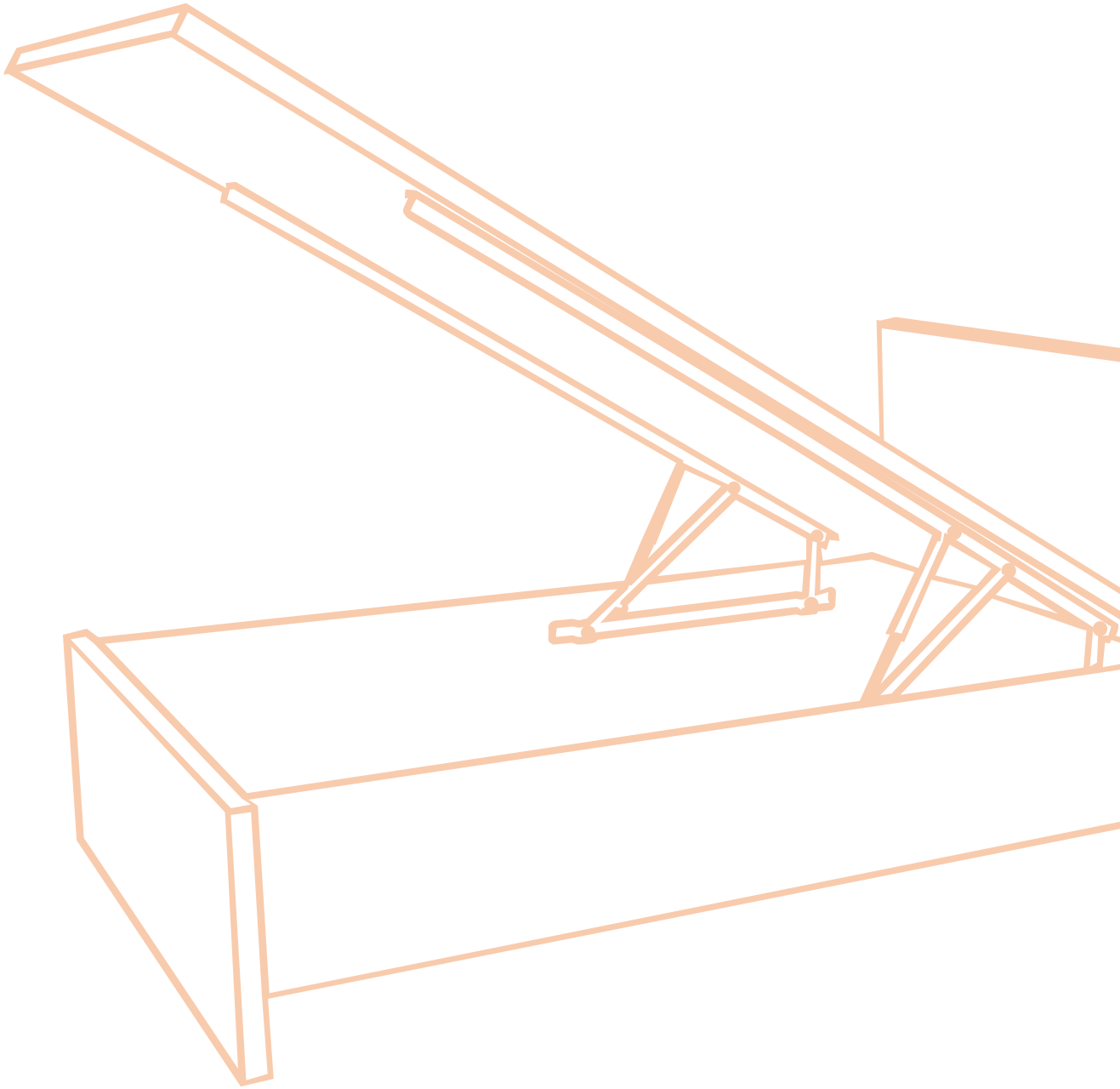


Horizontal
Gola Profile '3 C'

- These gola profiles (vertical & horizontal) are ideal for handle-less furniture applications.
- Vertical gola profile L & C is suitable for tall units like larder pull-out in kitchen, wardrobe shutters, etc.
- Horizontal gola profile 3L & 3C is ideal for upper and lower drawer's application.



Bed & Wardrobe Fittings & Accessories

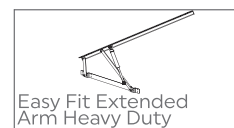
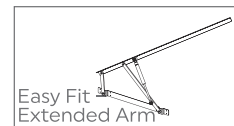
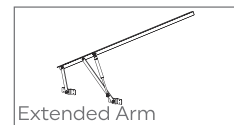
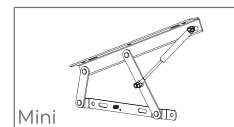
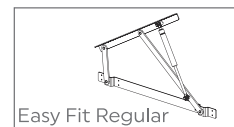
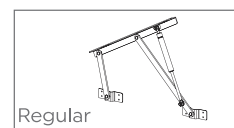


Bed & Wardrobe Fittings & Accessories

| PRO-LIFT BED FITTINGS |



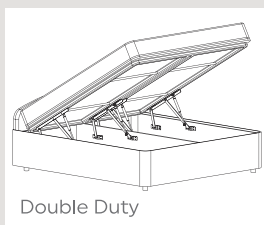
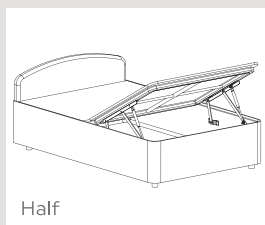
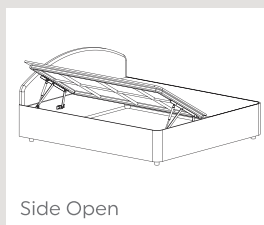
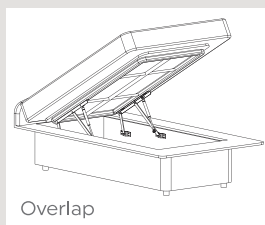
RANGE INCLUDES



| PRO-LIFT BED FITTINGS – REGULAR |

- Pro Lift Bed Fittings is a smart and novel way for storage inside the bed.
- This bed fittings gives clear access to the storage with 30° opening angle as the gas lift keeps bed top stay.

DIFFERENT TYPES OF APPLICATIONS

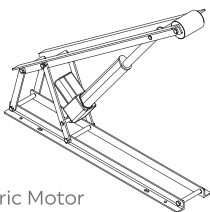


Bed & Wardrobe Fittings & Accessories

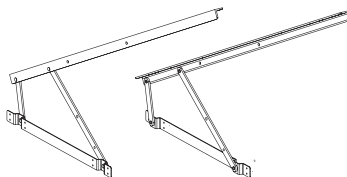
| PRO LIFT ELECTRIC BED - HEAVY |



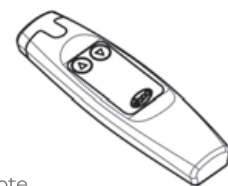
- This new electric bed lift with remote control is a smart and novel way to help with storage inside the bed.
- Opening angle in excess of 40° allows easy access.
- Electric motor easily meets the lifting requirements desired eliminating all manual effort.
- Recommended minimum bottom thickness 18mm
- Available with a wireless remote controller.



Electric Motor



Bed Fitting Arms



Remote

Bed & Wardrobe Fittings & Accessories

| PRO-LIFT FLAT BED FITTINGS |



- Pro lift Flat Bed Fittings is ideal for storing blankets, pillows, mattresses or books just underneath your bed.
- It's parallel and straight lift condition helps you to make your bed ready without bending your body posture.
- Gives clear access to the storage with 30° opening angle as the gas lift keeps bed top stay.

| SOFA CUM BED FITTING |



Sofa Position



Pullout



Lift Up



Bed Position

Bed & Wardrobe Fittings & Accessories

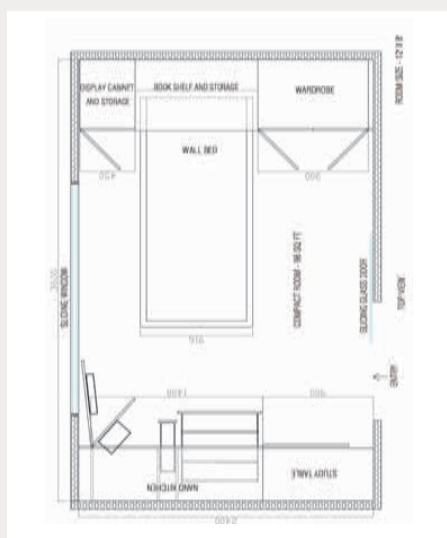
| WALL BED FITTINGS |



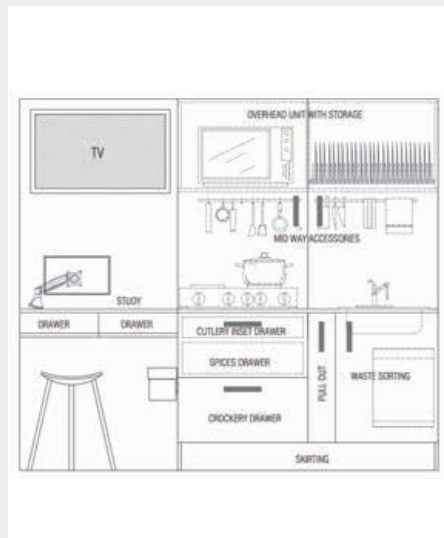
| WALL BED FITTINGS - VERTICAL |



| WALL BED FITTINGS - HORIZONTAL |



Compact Room Concept



Nano Kitchen



Wall Bed - Front View



Pecasa

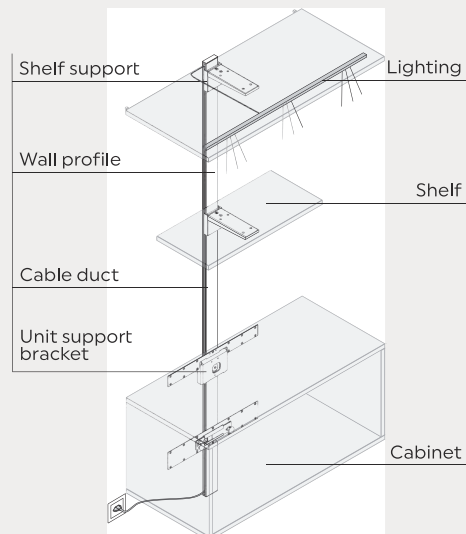


Smart Furniture Made
in Switzerland by peka
≡ peka-system.ch

Pecasa means smart living for greater comfort.
Create your own customised space in just a few
easy steps: a simple, clear and adaptable solution.

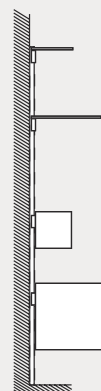
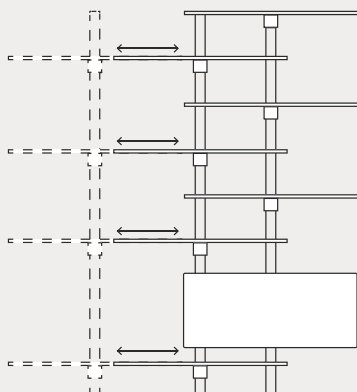
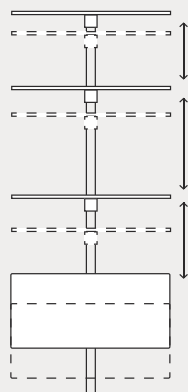
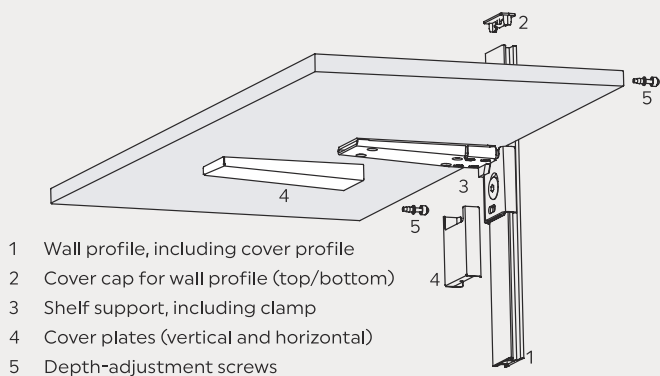


Pecasa consists of a few simple, but highly versatile components that can be combined in an infinite variety of ways.



Three different shelf supports for different materials:
• solid wood • wood composites • glass

Metal shelves come with built-in concealed shelf supports.



Thanks to its central wall profile, Pecasa is the last word in flexibility: its modular components can be moved into any position at any time, be they table tops, shelves, cabinets, or other items.



- 1 Add lighting to your Pecasa system thanks to the cable duct in the side of the wall profile.
- 2 The cable is tucked neatly away in the wall profile
- 3 Accessories like a shoe rack can be combined with the system.

1

2

3

Pecasa is a product of peka-metall AG, Mosen © All rights reserved



Bed & Wardrobe Fittings & Accessories

| WARDROBE FITTINGS & ACCESSORIES |



Give Your Wardrobe A Stylish Makeover With Intelligent Fittings.



Peka's pull out shelving system gives clear overview of every item stored in your wardrobe. Dresses, shoes, trousers or accessories – Choose the right peka storage solution to store all your favourite items carefully and in a stylish way.



Bed & Wardrobe Fittings & Accessories

| HI-SLIDES WARDROBE SLIDING SYSTEMS |



| HI-SLIDE TOPPER 16-46 |

TYPES OF SLIDING SYSTEMS



Overlay



Inline



Inset



Walk-In



| HI SLIDE TOPPER 18-20/20-25 |



| HI SLIDE OVERLAY -2 DOOR / 3 DOOR |

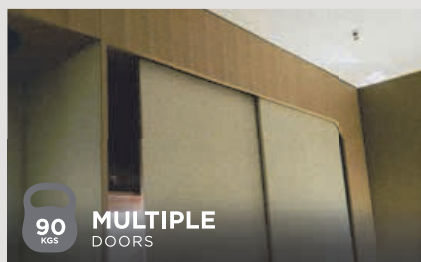
Bed & Wardrobe Fittings & Accessories

| HI-SLIDES WARDROBE SLIDING SYSTEMS |




| HI SLIDE INLINE EURO – 60 |

- Doors Inline after closing leaving no gaps.
- Extremely smooth movement and quiet movement.
- Soft Open & Soft Close for both doors.
- Max. Wardrobe Width - 3 meters (2 doors).
- Max. Door Thickness - 45mm.
- Max Weight per Door - 60kgs.
- Quick to install with pre-cut track & assembly kit.



Hi Slide 90



Hi Slide 50 / 50 Plus



Hi Slide 45 Regular / Dome



Hi Slide Twin



Hi Slide SD 15

Bed & Wardrobe Fittings & Accessories

| WARDROBE LIFTS & ACCESSORIES |



| LINA 450 |

- Practical accessories that gives clear overview of every items stored in your wardrobe.
- Dresses, Shoes, Trousers or Accessories - Choose the right storage solution to store all your favorite items carefully & in a stylish way.



| PULLOUT MIRROR |



| WARDROBE MIRROR PULLOUT |

Bed & Wardrobe Fittings & Accessories

| WARDROBE LIFTS & ACCESSORIES |

| EXTENDO PULLOUT SHELVES |



Extra Shelf
to Extendo



Magnetic
Divider



Libell Rail




- These pull-out shelves are ideal storage solution for living areas and dressing rooms.
- Easy front access and a complete overview of contents when fully extended
- The unobtrusive magnetic non-slip mat stick to the shelf surface & can be removed easily for cleaning.
- The shelf's closed base and rim prevent objects from falling out or jamming.
- The material's rigidity makes it especially suitable for use in widths of 450, 600 & 900mm.
- The shelves are easy to clean thanks to their curved corners.

| PICK YOUR STYLE |




Fioro Shelves



Libell Shelves

Bed & Wardrobe Fittings & Accessories

| WARDROBE LIFTS & ACCESSORIES |



Wardrobe Lift Side Mount -10 Soft




Wardrobe Lift Side Mount - 15



Wardrobe Super Lift Flexi -20



Wardrobe Pullout Hanger -
Trouser / Saree - Single



Wardrobe Pullout Hanger - Trouser /
Saree - Double




Wardrobe Rack - Trouser / Saree (6 + 6
Hangers)



Wardrobe Pullout Basket -
(Soft Close)



Wardrobe Pullout Basket -
Wicker - (Soft Close)



Wardrobe Pullout - Trouser
/ Saree (Soft Close)



Wardrobe Pullout Drawer
Organiser (Soft Close)

Bed & Wardrobe Fittings & Accessories

| WARDROBE LIFTS & ACCESSORIES |

| WARDROBE PULL-OUT IRONING BOARD |



- Aesthetically designed, space saving ironing board which slides in the wardrobe easily.
- Practical in use and can be fitted on any shelf.
- Easy to use in standing position as the board can be easily rotated to 180° for left and right hand side positions.
- Folds in half and slides in for easy storage

| WARDROBE DRAWER ORGANISERS |



- These new multipurpose divider organisers come with various options for storage.
- Can easily be added to a finished wardrobe and moved around to suit your needs.
- These dividers are available for storing ornaments, watches, bangles or others.



Wardrobe Drawer Organiser - Ornaments



Wardrobe Drawer Organiser - Watch Bangles



Wardrobe Drawer Organiser - Multipurpose-3



Wardrobe Drawer Organiser - Multipurpose-4

Bed & Wardrobe Fittings & Accessories

| WARDROBE LIFTS & ACCESSORIES |



Wardrobe Cabinet Tray



Pullout Hanger Double



Pullout Trouser Hanger



Pullout Hanger Holder



Pullout Basket For Wardrobe



Drawer Partition For Wardrobe



Wardrobe Rail Fittings

Bed & Wardrobe Fittings & Accessories


| WARDROBE LIFTS & ACCESSORIES |



Wardrobe Rail Fittings Rectangular - Rail & Bracket



Wardrobe Rail R.A. Connector



Hanger Peg Recessed



Hanger Peg - Mount



Tie & Belt Holder

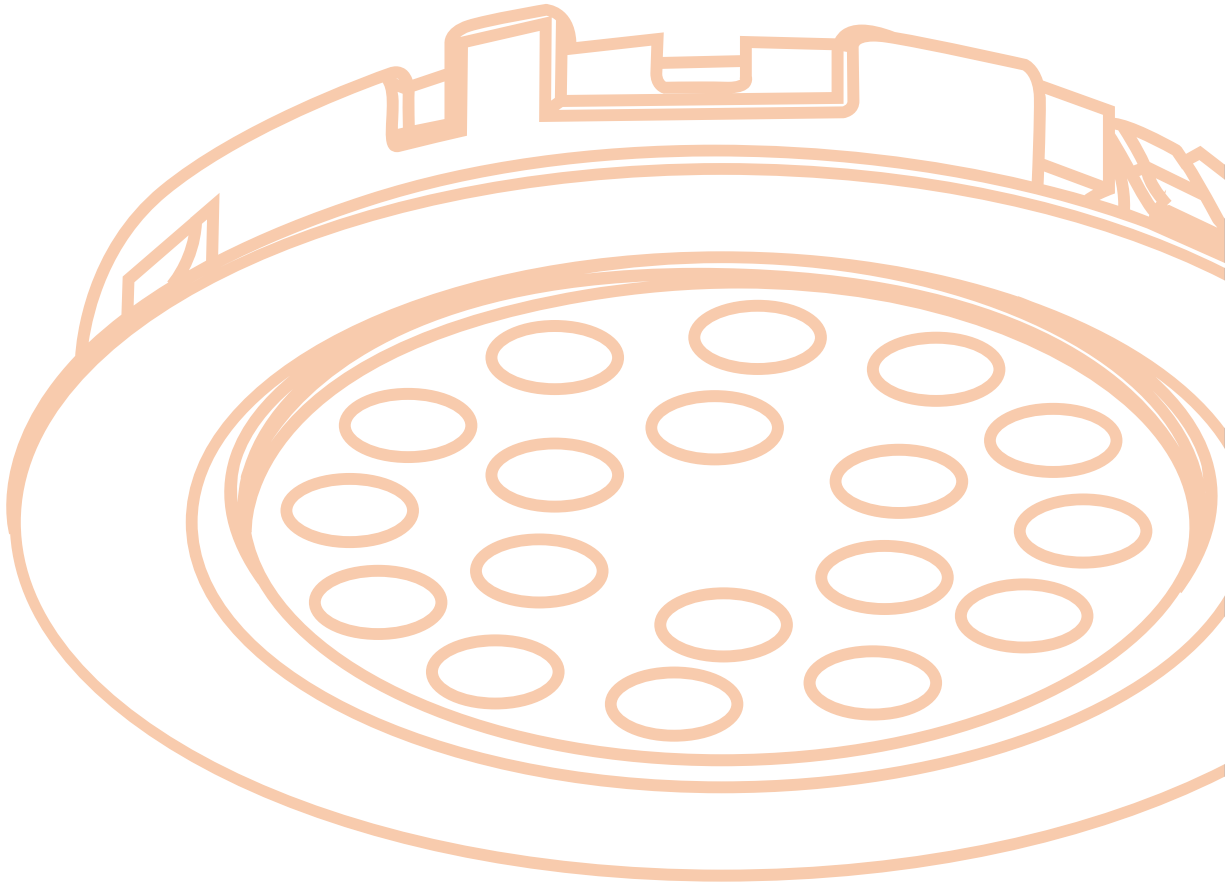


Iron Rack

Notes

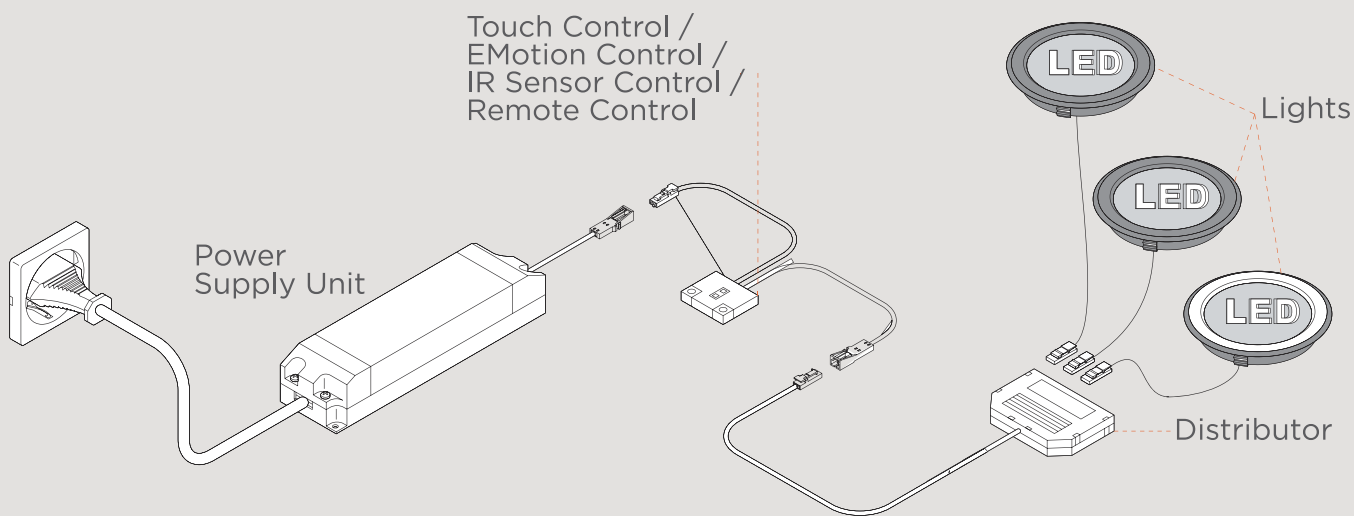


Furniture Lights - LED



Furniture Lights - LED

| PLUG & PLAY |



Emotion Touch Control




- Emotion-Technology: progressively variable colour temperature from Warm White to Cool White.
- 3 Brightness levels.
- Memory function: Last Light colour will be saved.
- Cable length: Switch to power supply 2m, Switch to LED 1m.
- Switching power: Up to 3A; Voltage: 12V DC.

Regular Touch Control



IR Sensor Control



Remote Control , Receiver



Extension Cord 100



Power Supply Unit



6 Way Distributor



Furniture Lights - LED

| LED LIGHTING |

| LED LIGHTING |

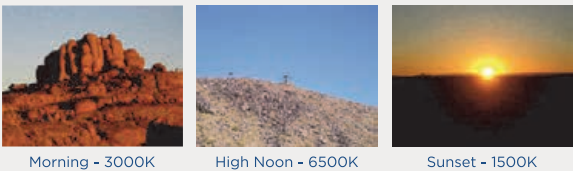
- Energy saving, Highly Efficient and Sustainable - LED lights are much more efficient than other lights. For the same light emission, they consume upto 90% less power, than incandescent lights. LEDs have minimum impact on the environment as they do not emit harmful UV rays.
- Colour Temperature Flexibility - LEDs produce the entire range of visible light, improves the natural colour & appearance of your space and products.
- Virtually no heat emission.

| WHY FURNITURE LIGHTS? |

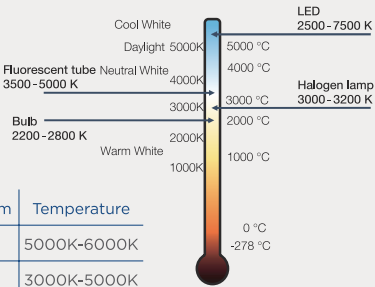
Furniture requires low power consuming and low heat generating lighting in order to maximize usability. High heat generation can damage furniture or the products stored or displayed. Low power consumption or low heat generation are important in cabinets in Kitchens, Offices, Wardrobes, Retail Displays, etc. Light design should be compact, minimalist, dimensionally compatible with board thickness as well as aesthetically compatible with furniture on the whole. In addition, lights should subtly highlight products on display or compliment lit spaces.

| COLOR TEMPERATURE |

Daylight colour temperature changes from very low upto very high values over the day.



Light Color	Acronym	Temperature
Cool White	CW	5000K-6000K
Neutral White	NW	3000K-5000K
Warm White	WW	1000K-3000K



| EMOTION TECHNOLOGY |

- 'Emotion' is a light colour change technology where the colour temperature of the lighting can be adjusted from 3000K (Warm White) to 6000K (Cool White) and any colour temperature value in between these items.
- This technology has been designed to enable products, items on display or spaces to be portrayed in the colour temperature that best suits their aesthetics.



Furniture Lights - LED


| LINEAR LIGHTS |



NW | 412, 462, 562, 862 mm
⚡ 3.72, 3.79, 5.10, 7.44 W
Linear Spread (Recess Mount)




IR sensor
NW | 562 mm
⚡ 5.5 W
Linear Slim 4 - 562mm



NW | 412, 462, 562, 862, 962 mm
⚡ 6, 6.6, 8.1, 12.6, 14.4 W
Linear Diffused



412, 562, 862 mm
⚡ 4.9, 6.9, 10.8 W
Linear Slim - 3



Touch sensor
WW | 413, 563, 863 mm
⚡ 7.65, 10.56, 12.32 W
Linear Overhead Two Way



NW | 412, 562, 862 mm
⚡ 6.2, 8.8, 13.6 W
Linear Slim - 2




NW | 562, 862 mm
⚡ 8.4, 13.2 W
Linear Shelf Edge



NW | 562, 762, 862 mm
⚡ 5.2, 7.3, 8.3 W
Shelf Light

Furniture Lights - LED

| SPOT LIGHTS |




Spot Sunny (Emotion)

⚡ 1.5 W




Spot Diffused

ww | cw
⚡ 3 W




Spot Bright

⚡ 2.7 W




Spot Basic

ww | cw
⚡ 1.1 W



Spot Regular

ww | cw
⚡ 1.5 W



Super Spot Emotion

⚡ 2.9 W

| SMART LIGHT RECHARGE - MINI |



- This is a modern attractive light that is rechargeable with any micro USB charger.
- Easy to use in furniture, mounted on a small round magnet (included) and does not require any wiring.
- Can be used in kitchens, wardrobes, and display units and even as a foot lamp.
- Motion sensor activates the light and it cuts off after few seconds.
- Any micro USB charger is compatible with this light.
- Size : 67 x 88 x 17mm • Power: 0.4 W • Finish : White



IR Sensor Control



Magnetic Surface Mount



Easy Detachment




Easy Recharge

Furniture Lights - LED

| LUMINOR - VERSATILE DIFFUSER OF LIGHT |




Lights have always been a captivating aspect for creating good ambience. Be it Offices, Showrooms or any Households great lighting ambience always elevate any room to another level of elegance. Ebco introduces a path-breaking solution. Luminor - A light diffusing material which is apt for any interior designer or architects for creating beautiful custom lighting. It has unique material which is highly flexible, that can be applied on three dimensional structures and diffuses the light homogeneously.



- Creates customized length luminaries.
- Flexible design for transforming in any outline – Horizontal, Vertical, Diagonal or Geometric.



- Dot Free Uniform Lighting – Reduces or eliminates the appearance of LED dots.
- Seamless Illumination.



- Suitable for low and high power LED strips. High power LED strips can be used with heat sink aluminium profiles.
- Protection against dust, solid objects or moisture and makes profile cleaning much easier. Suits any type of decor – interior and exterior.

| LUMINOR TECHNICAL DATA SHEET |

Material:	PVC with special UV stabilizer
Light resistance (UV):	Material stabilized to resist UV rays
Special suggestion:	LED power max 18 Watt per meter (for use without heat sink)
Recommended nos of led/m	120/m
Fire resistance UL94:	Self - extinguishing material lass VO(UL94)
Temperature range:	C°:-20 C°; +65C°
Interior use:	Yes
Exterior use:	Yes (Does not break / Doesn't become yellow)
Warranty:	5 years (under normal use)
Life cycle:	Over 25 years

| Application Ideas |

Can be used for various designing purpose -



Kitchen



Living room



Bedroom



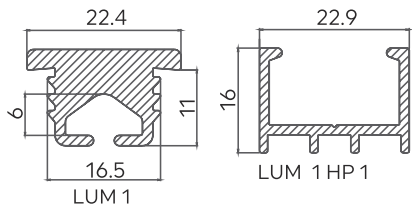
Bathroom

- Interior Lighting - Passageways, Illuminating mirror edge, Floors etc.
- Cove lighting.
- Ceiling and Wall lighting.
- Exhibition and Shelf lighting.
- Recessed under kitchen cabinets or retail shelves and display cabinets.

| LUMINOR - VERSATILE DIFFUSER OF LIGHT |

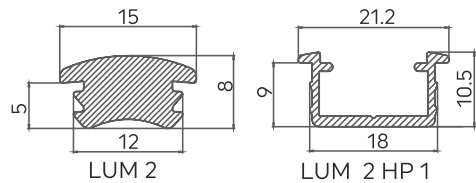

Luminor 1

Items	Code No	Size mm	Finish
Luminor 1	LUM1	22.4 x 14	Opaline
Luminor 1 Housing Profile 1	LUM1 HP1	23 x 16	Silver
Luminor 1 Housing Profile 1 End Cap	LUM1 HP1 EC	-	Opaline



Luminor 2

Items	Code No	Size mm	Finish
Luminor 2	LUM2	15 x 8	Opaline
Luminor 2 Housing Profile 1	LUM2 HP1	22.4 x 10.4	Silver
Luminor 2 Housing Profile 1 End Cap	LUM2 HP1 EC	-	Opaline

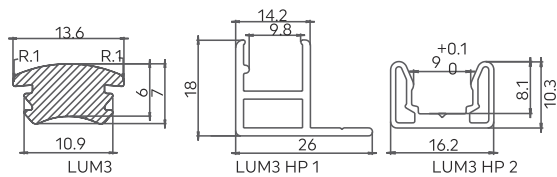


Luminor 3

Items	Code No	Size mm	Finish
Luminor 3	LUM3	13.6 x 7	Opaline
Luminor 3 Housing Profile 1	LUM3 HP1	18.5 x 27.5	White
Luminor 3 Housing Profile 1 End Cap	LUM3 HP1 EC	-	Opaline
Luminor 3 Housing Profile 2	LUM3 HP2	16 x 10	Silver

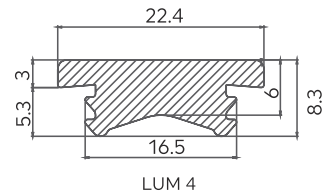



LUM3 HP1 EC



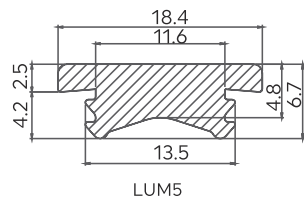
Luminor 4

Items	Code No	Size mm	Finish
Luminor 4	LUM4	22.4 x 8.3	Opaline

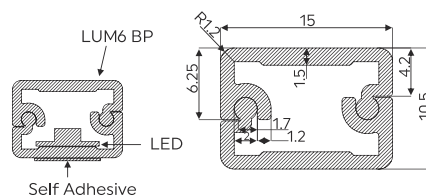



Luminor 5

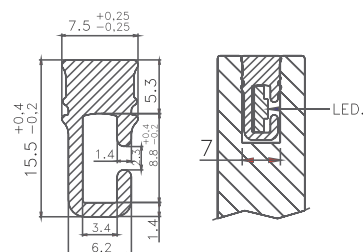
Items	Code No	Size mm	Finish
Luminor 5	LUM5	18.4 x 6.7	Opaline



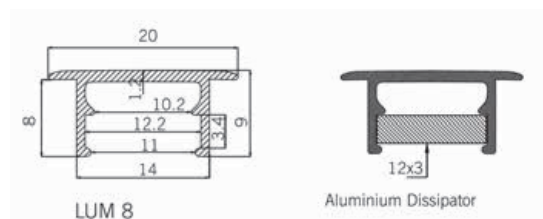
Items	Code No	Size mm	Finish
Luminor 6 (with Base Profile)	LUM6 BP	16 x 7	Opaline
Self Adhesive Luminor 6	LUM6 SA	16 x 7	Opaline



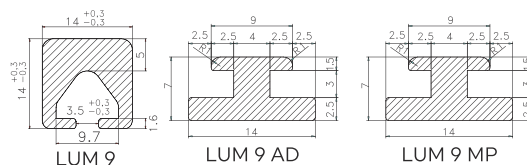

Items	Code No	Size mm	Finish
Luminor 7	LUM7	7.5 x 6	Opaline



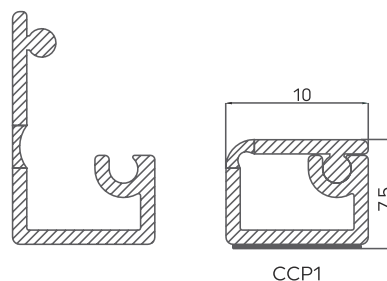
Items	Code No	Size mm	Finish
Luminor 8	LUM8	19.5 x 8.5 x 22	Opaline
Al. Dissipator for LUM8	LUM8 AD	12 x 3	Anodized Silver



Items	Code No	Size mm	Finish
Luminor 9	LUM9	14 x 14	Opaline
Al. Dissipator for LUM9	LUM9 AD	14 x 7	Anodised Silver
Magnetic Profile for LUM9	LUM9 MP	14 x 7	Brown



Items	Code No	Size mm	Finish
Cable Cover Profile (with adhesive)	CCP1	10 x 7.5	Grey/White





Note : in our quest for quality, we constantly improve designs, features and specifications of our products. We therefore reserve the right to alter or change the design specifications without prior notification. The colour of the products in this catalogue may not match the actual colour due to printing limitations.

Distribution Network



Our products are easily available through a network of 29 Authorized Distributors which supply more than 5,000 dealers and hardware shops around the country. We have number of exclusive product display centers around the country – one in every major city of India and new ones opening every year. These are consistently updated to exhibit the latest additions to our ever widening range; and provide venues for product training and after sales support for installation.

EBCO Pvt.Ltd.

402 - 403 / 502, Hyde Park, Saki Vihar Road, Mumbai - 400072, India.

Tel : +91 22-67837777 | Fax : +91 22 66920700 | Email : info@ebco.in

National Display Centres: **Ahmedabad:** 079-26880478, **Bangalore:** 080-25503372, **Chennai:** 044-24611937, **Cochin:** 0484-2333394, **Coimbatore:** 0422-2548316, **Delhi:** 011-49843306, **Guwahati:** 09435111409, **Hyderabad:** 040-23557252, **Indore:** 0731-4040800, **Jaipur:** 0141-2390773, **Kolkata:** 033-46034171/72, **Lucknow:** 09506464066, **Mumbai:** 022-67837700, **Nagpur:** 0712-2221637, **Pune:** 020-26456787, **Raipur:** 07773014904, **Surat:** 0261-2234677

AT: Anthracite | BL: Black | CL: Clear | CP: Chrome Plated | GR: Grey | GW: Glossy White | IV: Ivory | SL: Silver | SS: Satin Stainless Steel | WH: White | WM: White Matt | WT: White Texture | ZW: Zinc White | SG: Silver Grey | BA: Brushed Aluminium | BR: Brown | SF: Special Finish | EP: Electro Polish | FG: Frozen Glass | MC: Mocha | FW: Frosty White | GB: Glossy Black | GC: Glossy Chrome | BS: Brushed Steel / SSS