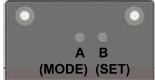


ESmart Digital Lock - Cabinet 5Z - Numeric Code: ESDL-C5Z-N

PANEL INTRODUCTION

1	2	3	TOUCH THE PANEL TO ACTIVATE DIGITS: Enter password SET: Cancel / Change password OK: Confirm
4	5	6	
7	8	9	
SET	0	OK	

BUTTON INTRODUCTION



A/MODE: Mode switch button (Short press button A to switch mode)
B/RESET: Reset button (Default management code: **12345678** and user code: **123456**)

MODE INTRODUCTION

- **MANUAL-CLOSE MODE ("BEEP" SOUND):** It won't be on lock until user enter the password. (PUBLIC MODE: Keep unlocked. Enter the new user code to use the lock.)
- **AUTO-CLOSE MODE ("BEEP BEEP" SOUND):** It will be on lock after 6 seconds, or press "OK" button to lock it immediately.

APPLICATION MODE

- **MANAGEMENT CODE: (8 DIGITS)** Once the management code is entered to unlock, the user code will become default.
- **USER CODE: (6 DIGITS)**

LOW VOLTAGE ALARM

- When the digits light flash, it means the lock is in low power status. Please press the digits panel for 3 seconds until the digits stop flashing, then enter the password to unlock and change the new batteries right away.
- If the power is gone, please insert Emergency Battery Pack Case (Code: ESDL-EBPC1) with 4pcs AA battery or Emergency Power Cable (Code: ESDL-EPC1) with power bank on the power jack of front lock. Enter the password to unlock.

WARNING

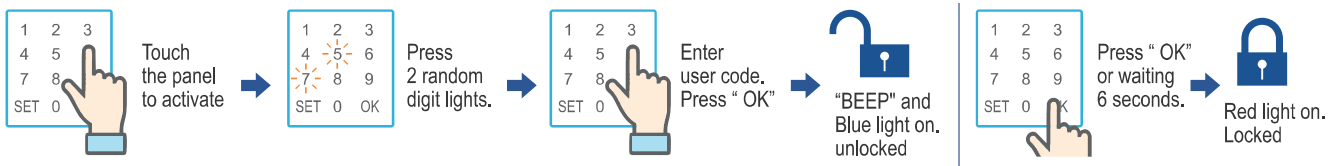
- PLEASE TEST THE LOCK IF IT CAN WORK BEFORE CLOSE THE DOOR
- PLEASE USE NEW AAA ALKALINE BATTERIES
- VOLTAGE INPUT CANNOT BE MORE THAN 6.5V

USER INSTRUCTION *** If you enter the wrong password over three times , the lock will alarm ** for 30 seconds. Please enter the password after the alarm period.*

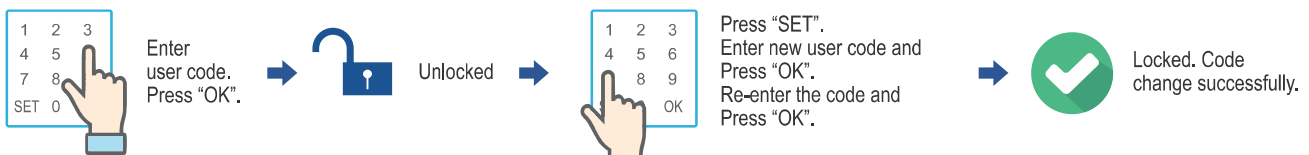
● MANUAL-CLOSE MODE (PUBLIC MODE)



● AUTO-CLOSE MODE (PRIVATE MODE)



● CHANGE USER CODE (6 DIGITS ONLY)



● CHANGE MANAGEMENT CODE (8 DIGITS ONLY)

