

ESmart Digital Lock - Pedestal 1Z - RFID Code: ESDL-P1Z-R


CARD INTRODUCTION

MANAGEMENT (PROGRAMMING) CARD



(The authority is given by lock. The first card to program is called management card)
To set up or delete customer card. It shall not be used to open or close a lock unless in emergency.

USER CARD (THE KEY OF THE LOCK):



(The authority is given by the management card under the system)
For an user to open or close the lock. Capable of storing 49 cards per lock.

BUTTON INTRODUCTION



MODE INTRODUCTION

- **MANUAL-CLOSE MODE ("BEEP" SOUND)** : Door will not lock until user card touch the sensor.

LOW VOLTAGE ALARM

- When sweep the card to the sensor, and you hear two long "BEEP, BEEP" sounds, It means the lock is in low power status. **Please change to new batteries immediately.**
- When the battery is dead please use the key to open the lock.



WARNING

- PLEASE TEST THE LOCK IF IT CAN WORK BEFORE CLOSING THE DOOR.
- PLEASE USE NEW AAA ALKALINE BATTERY ONLY.
- VOLTAGE INPUT CANNOT BE MORE THAN 6V.

USER INSTRUCTION ** Please keep door open when set up/ delete the card ** Do not use management card to lock or unlock

• SET UP A MANAGEMENT CARD



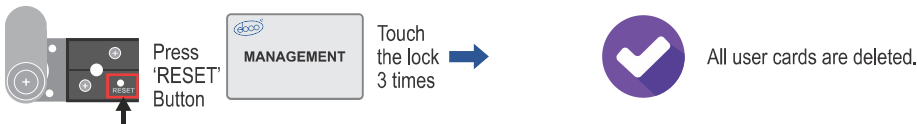
• SET UP A USER CARD



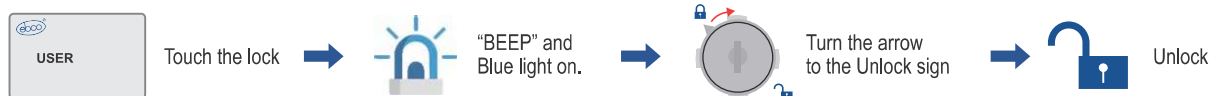
• DELETE AN INDIVIDUAL USER CARD



• DELETE ALL USER CARDS



• UNLOCK



• LOCK

