

SWISS  QUALITY

LIFESTYLE FITTINGS AND ACCESSORIES FOR HOME

livsmart



INTELLIGENT HARDWARE FOR HOMES



Technology Meets Elegance, Right In Your Kitchen.

Peka introduces Fioro cap shelves with oiled oak rails that blend seamlessly with wooden front panels and warm colours. These attractive interior fittings can also be combined with glass, compact laminates, aluminium, or any other material.

peka

Peka, based in Mosen Switzerland since 1964, specializes in the manufacture of kitchen products and furniture accessories. Peka's team is passionate about practical and elegant interior design that enhances the enjoyment of homes.

High-quality sheet metal products are at the core of Peka's expertise. The company is a market leader in tall cabinet pull-outs and slide-out corner solutions as well as user-friendly ecologically designed waste separation systems. Peka's products are **design-driven** and are multi award winning solutions. Numerous internationally recognised patents attest to Peka's continuous track record of innovation.

Livsmart by ebco

Livsmart by Ebco, offers intelligent hardware for homes with a special focus on kitchens, wardrobes as well as bed fittings and accessories. Ebco understands that a well-designed and aesthetically pleasant looking home makes life easier, relaxed and efficient which adds to the quality of life.

In a world that is becoming flat, you do not have to go very far to look for prominent European brands like Peka. Ebco brings this renowned world leader in kitchen and wardrobe systems right to your door step.

Ebco has a wide distribution network covering every state of India with 27 distributors and 4,500 retail outlets. You can avail of the expertise of Ebco's trained technicians for installation and after-sales assistance across India.

Index

CONVOY LAVIDO	3
PLENO	4-5
TALL UNIT	6-7
MAGIC CORNER - COMFORT	8-9
MAGIC CORNER - FLEX	10-11
KITCHEN TOWER	12
SNELLO	13
PICANTO	14
PESOLO - UTILITY RACK	14
PEGASUS	15
OEKO COMPLET	16
EXTENDO PULLOUT SHELVES	18
EXTRA SHELF TO EXTENDO	19
LIBELL SHELF DIVIDER	19
LIBELL RAIL	19
LINA 450	20
SESAM	21
FOOT PEDAL	21

Finishes Ready Reckoner

Black - BL | Silver - SL | Grey - GR | Anthracite - AT | Electropolished - EP

CONVOY LAVIDO

SPECIAL FEATURES

- **Easily Accessible From Three Sides**

Pull to slide out the entire contents of the unit, which can be accessed from three sides – top shelf and right down to the bottom. This storage solution is suited for a wide range of storage applications, such as crockery, food and drink, clothes, DVDs and CDs or books, etc all can be tucked away inside.

- **Optimal Use Of Space**

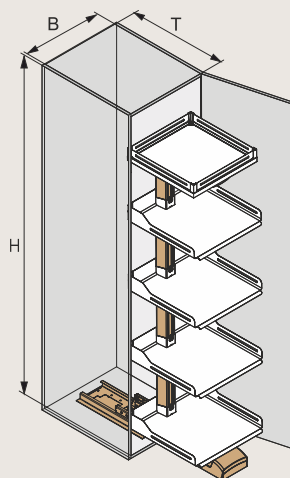
The rounded shape of the elements ensures that every last inch of storage space is put to good use. The unobtrusive magnetic non-slip mats stick to the shelf surface and can be removed for cleaning. Magnetic dividers can be used as a simple, flexible way of further organising the storage space.

- **Shelves With Infinitely Variable Height Adjustment**

Shelves can be positioned at any height according to the items you wish to store in them. Convoy Lavido can be used in standard units with concealed hinges, without altering the position of the hinges.

SPECIFICATIONS

Item	Code No	Size (mm)			Finish
		W	D	H	
Kitchen Convoy Lavido - Mechanism-Anthracite	K-CL-60 M1 (AT)	200	495	1630	AT
Kitchen Convoy Lavido - Libell - 4 Shelves Set 600 (1 fix + 3 flexible) Anthracite	K-CL-60 S4 (AT)	550	470	80/92	AT
Kitchen Convoy Lavido Libell - Single Shelf 600 Anthracite	K-CL-60 SS1 (AT)	550	470	80/92	AT
Kitchen Convoy Lavido - Non Slip Mat 600	K-CL-60 NSM	505	415	0.5	GR



B = Internal width	564 mm
T = Internal depth	Min. 505 mm
H = External height	2000 - 2100 mm



Accessible From Three Sides



Shelves with Infinitely Variable Height Adjustment



Optimal Use Of Space



PLENO

SPECIAL FEATURES

- A practical larder that opens smoothly for furniture with hinged doors.
- The entire mechanism pulls out of the cupboard automatically when the door is opened.
- All components are linked in a smooth flowing opening movement, and the mechanism comes to a cushioned stop.
- Universal Mechanism for left hand side or right hand side opening.
- The shelves can be positioned at any height, making for optimal distribution.
- Magnetic Dividers can be used to organize the space on shelves and it stops stored items from falling out of the unit.
- The non slip mat stops the unit's contents from sliding around. It can also be removed easily for cleaning.

Pleno – Wardrobe Application



SPECIFICATIONS

Item	Code No	Size (mm)			Finish
		W	D	H	
Kitchen Pleno Fioro 600 - 1900 (Set of 6)	K-PLF-60 (AT)	568	495	1715	AT
Kitchen Pleno Fioro Non Slip Mat (Set of 6)	K-PLF-60-NSM	473	393	1	GR
Kitchen Pleno - 600 - 1900 Anthracite (Mechanism with 5 Libell Clip - on Shelves)	K-PLL-60 (AT)	568	495	1715	AT
Single Shelf for Kitchen Pleno	K-PLL-60-SS	478	470	90	AT
Kitchen Pleno Non Slip Mat (Set of 5)	K-PLL-60 NSM5	476	393	1	GR
Single Non Slip Mat for Kitchen Pleno	K-PLL-60-NSM1	476	393	1	GR
Pleno 600-1900 Mechanism Only (To use with SS Baskets)	K-PL-60M	568	495	1715	SL/AT
SS 304 Basket 600mm (Set of 5) for Kitchen Pleno	K-PL-60B-5	475	400	85	EP
SS 304 Basket 600mm (Extra basket) for Kitchen Pleno	K-PL-60B	475	400	85	EP

Pick Your Style



Fiore Shelves



Libell Shelves



SS 304 Baskets



Height adjustable shelves



Flexible Magnetic Dividers



Non slip mats



Moves Lightly And Easily

The entire mechanism pulls out of the cupboard automatically when the door is opened. All components are linked in a smooth flowing opening movement, and the mechanism comes to a cushioned stop. The shelves can be mounted on the tubular frame in a variety of ways. The mechanism can be used with standard hinges and mounted on either the right or the left. The upper slide-out system is mounted high up on the sides of the cabinet.



Flexible And Easy To Assemble

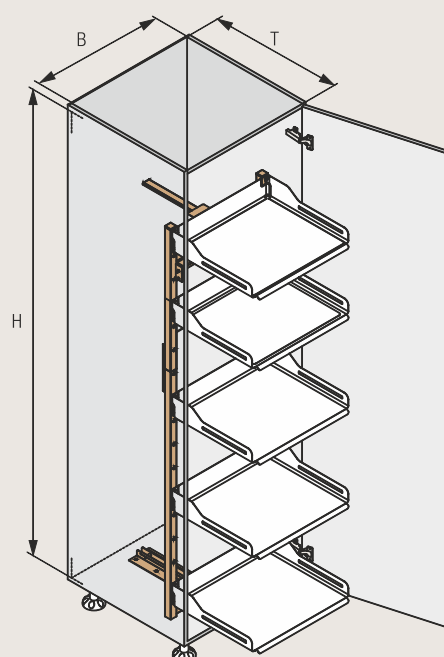
The upper slide-out system is discreetly attached to the underside of the highest shelf, meaning that the shelf can be easily accessed from above and the space can be used flexibly depending on the cabinet's height. The upper slide mechanism is affixed to the side of the cabinet. The entire system is very easy to assemble and can also be retrofitted in a finished cabinet with hinged doors.



Cushioned Extension Runner

The compact slide-out system is mounted on ball bearings and comes to a cushioned stop. The entire weight is carried along the base and is attached to the door by a single guide bar, so the whole mechanism moves smoothly and gently.

B = Internal width	Min. 562 - Max. 568 mm
T = Internal depth	Min. 500 mm
H = External height	Min. 1900 mm





TALL UNIT

SPECIAL FEATURES

- Simple-to-use slide-out storage space.
- With its integrated SOFT CLOSING mechanism for side and back-wall frames, this ingenious and high-performance space-saving solution is an invaluable asset to any modern kitchen.
- Storage space can be accessed from two sides.
- This unit includes back-facing shelves which are 470 mm deep (so far 400 mm), thereby maximising use of available storage space (additional 18%).
- Shelves and frame form an integrated whole.
- Optimal use of space, down to the very last inch.
- Complete overview of the contents with just one opening.
- The shelves can be positioned at every 5cm, making for optimal distribution.
- Magnetic Dividers can be used to organize the space on shelves and it stops stored items from falling out of the unit.
- The non slip mat stops the unit's contents from sliding around. It can also be removed easily for cleaning.



SPECIFICATIONS

Item	Code No	Size (mm)			Finish
		W	D	H	
Kitchen Tall Unit Regular - Complete Mechanism - Anthracite	K-TUR30-M (AT)	120	495	1750-2205	AT
	K-TUR45-M (AT)	120	495	1750-2205	AT
Fioro Shelves (Set of 5) (For Kitchen Tall Unit 400 with non slip mat)	K- TU-F40	350	462	90	AT
Libell Shelves - Anthracite (Set of 5) for Kitchen Tall Unit Regular with non slip mat	K-TU-L5 (AT)	400	470	92	AT
SS 304 Basket 300mm (Set of 5) for Kitchen Tall Unit Regular	K-TU-B30-5	250	450	110	EP
1 SS 304 Basket 300mm for Kitchen Tall Unit Regular	K-TU-B30	250	450	110	EP
SS 304 Basket 450mm (Set of 5) for Kitchen Tall Unit Regular	K-TU-B45-5	380	450	110	EP
1 SS 304 Basket 450mm for Kitchen Tall Unit Regular	K-TU-B45	380	450	110	EP
Soft Open attachment for Kitchen Tall Unit (Regular & Libell)	K-SOPR-1	-	-	-	GR
Kitchen Tall Unit add - on hook	K-TU-AH	-	-	125	AT

Pick Your Style



Fioro Shelves



Libell Shelves



SS 304 Baskets



Height adjustable shelves



Flexible Magnetic Dividers



Non slip mats



Optimal Use Of Space

With their abundant storage space and clear linear design, Libell shelves form an integrated whole with frames and slide-out systems. Their closed bases prevent stored items from falling out, while their rounded shape ensures that every last inch of space is put to good use. Access to open corners makes them easy to clean.



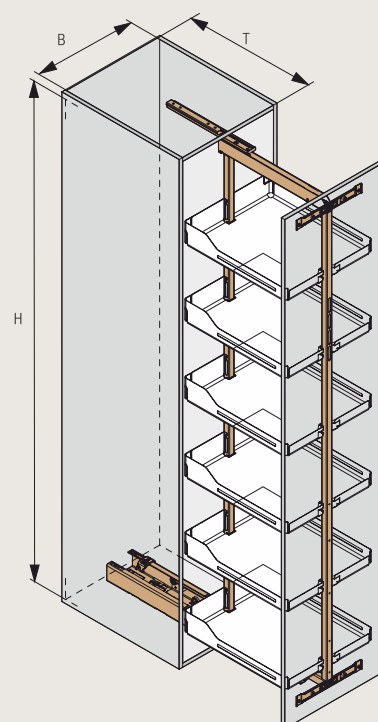
Automatic Synchronisation

The Compact Synchro full-extension runner has a range of excellent features, including the latest roller technology, the Softstopp Plus closing mechanism and automatic synchronisation. Just before the unit shuts, the runner brings it gently to a standstill, leaving it to close silently by itself for the final few centimetres in a smooth and quiet gliding motion.



Clickfixx Quick Assembly

Thanks to the efficient ClickFixx system, the cupboard facade can be attached to the frame without any need for tools. The unit's height, depth and rotation are adjusted via a central pivot – there's no need to loosen or tighten any screws.



B = Internal width	260/410 mm
T = Internal depth	505 mm
H = Internal height	1805-2260 mm



MAGIC CORNER - COMFORT

SPECIAL FEATURES

- All of the shelves can be pulled right out of the unit and accessed from there.
- Maximum use (over 80%) of the storage space available in a corner unit.
- The shelves and fittings form an integrated whole with frames and slide-out systems.
- The front shelves can be positioned at any height, making for optimal distribution.
- Magnetic Dividers can be used to organize the space on shelves and it stops stored items from falling out of the unit.
- The non slip mat stops the unit's contents from sliding around. It can also be removed easily for cleaning.
- Load capacity - Front Basket (10 x 2) kgs.; Rear Basket (8 x 2) kgs.

SPECIFICATIONS

Item	Code No	Size (mm)			Finish
		W	D	H	
Kitchen Magic Corner Comfort Right 90 - Complete Mechanism	K-KMC90-M-R (AT)	862-971	500	545	AT
Kitchen Magic Corner Comfort Left 90 - Complete Mechanism	K-KMC90-M-L (AT)	862-971	500	545	AT
Fioro Shelves - Set of 4 for Kitchen Magic Corner Comfort 90 with non slip mat	K-KMC 90-F4	290/280	470/470	90	AT
Libell Shelves - Anthracite (Set of 4) for Kitchen Magic Corner Comfort 90 with Non Slip Mats	K-KMC-90-L4 (AT)	290/290	470/470	92	AT
SS 304 Baskets (Set of 4) for Kitchen Magic Corner Comfort 90	K-KMC90-B4	250/275	475/475	75	EP
Kitchen Magic Corner Comfort Right 100 - Complete Mechanism	K-KMC100-M-R (SL)	962-1171	500	545	SL
Kitchen Magic Corner Comfort Left 100 - Complete Mechanism	K-KMC100-M-L (SL)	962-1171	500	545	SL
Fioro Shelves - Set of 4 for Kitchen Magic Corner Comfort 100 with non slip mat	K-KMC 100-F4	290/330	470/470	90	AT
Libell Shelves - Silver (Set of 4) for Kitchen Magic Corner 100 with non slip mat	K-KMC100-L4 (SL)	390/390	470/470	92/92	SL
SS 304 Baskets (Set of 4) for Kitchen Magic Corner Comfort 100	K-KMC100-B4	250/275	475/475	75	EP

Pick Your Style



Fioro Shelves



Libell Shelves



SS 304 Baskets



Flexible Magnetic Dividers



Non slip mats



Simple To Access And Easy To See

Just open the door and pull the handle for the front shelves to swing clear of the unit. At the same time, the back shelves slide out of the corner to the front of the unit. Storage space can be accessed from three sides. Pull the shelf out and swivel it around to see the complete storage area. All shelves and baskets can be pulled out making it easy to place items in and remove them from the storage area.



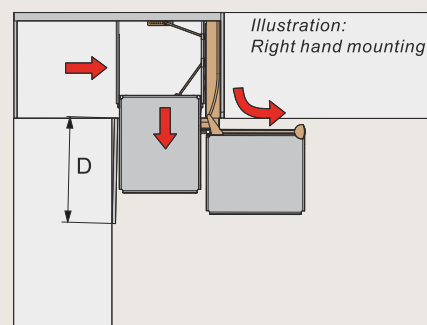
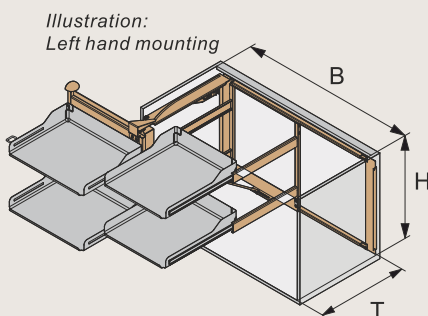
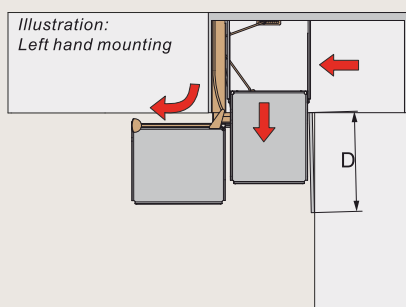
Integrated Soft-closing Mechanism

With its integrated Softstopp soft-closing mechanism for side and back-wall frames, this ingenious and high-performance space-saving solution is an invaluable asset to any modern kitchen.



Function & Design

The unit works best in high style kitchens with wide front panels. Thanks to its large pull-out shelves and baskets, Magic Corner Comfort enables you to make full use of over 80% of available storage space.



B = Internal width	Min. 862 - Max. 971 mm / Min. 962 - Max. 1171 mm
T = Internal depth	Min. 510 mm
H = Internal height	Min. 545 mm
D = Door width	Min. 450 / 500 mm



MAGIC CORNER - FLEX

SPECIAL FEATURES

- This corner mechanism makes best use of available space.
- Has excellent sliding properties and features the SoftStopp Plus soft-closing system.
- Its clip-on front cuts assembly time in half.
- Tool free alignment of the shutter (3 dimension).
- The shelves can be positioned at any height, making for optimal distribution.
- Magnetic Dividers can be used to organize the space on shelves and it stops stored items from falling out of the unit.
- The non slip mat stops the unit's contents from sliding around. It can also be removed easily for cleaning.
- Load capacity - Front Basket (7 x 2) kgs; Rear Basket (9 x 2) kgs.

SPECIFICATIONS

Item	Code No	Size (mm)			Finish
		W	D	H	
Kitchen Magic Corner Flex Right - Complete Mechanism	K-MCF-M-R (SL)	860-971	500	525	SL
Kitchen Magic Corner Flex Left - Complete Mechanism	K-MCF-M-L (SL)	860-971	500	525	SL
Libell Shelves (Set of 4) for Kitchen Magic Corner Flex with non slip mats	K-MCF-L4 (SL)	290/470	470/390	92	SL
SS 304 Baskets (Set of 4) for Kitchen Magic Corner Flex	K-MCF-B4	270/470	470/390	85	EP

Pick Your Style



Libell Shelves



SS 304 Baskets



Flexible Magnetic Dividers



Non slip mats



Get Out Of A Tight Corner With Storage Space

Just swing the front panel and the front shelves to one side and the back shelves automatically slide out of the corner to the front. The flex corner unit's door immediately turn to the side, circumventing the furniture handle on the neighbouring side panel.



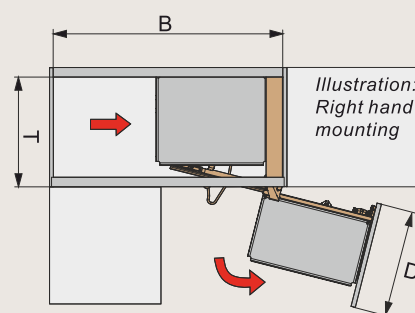
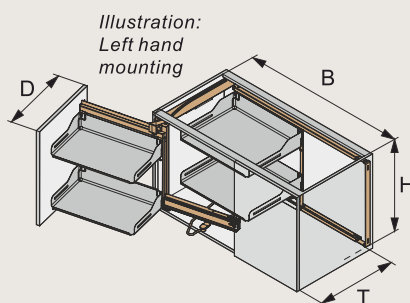
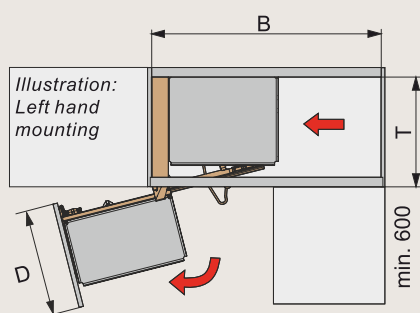
Easy Assembly

Simply open the four adjusting clips to slide the frame out to the correct interior width, then screw it into place. Press down on the clips to fix the position of the back-wall frame in seconds.



Fitting The Front - No Tools Required

The front of the unit can be clipped on and adjusted in all three dimensions without the need for tools. Adjusting in one direction will not affect the other directions and the adjusting wheels are selflocking. The adjusting wheels can be used to adjust the horizontal and vertical position as well as the angle of the unit front.



B = Internal width	860-971 mm
T = Internal depth	505 mm
H = Internal height	525 mm
D = Door width	Min. 450 mm



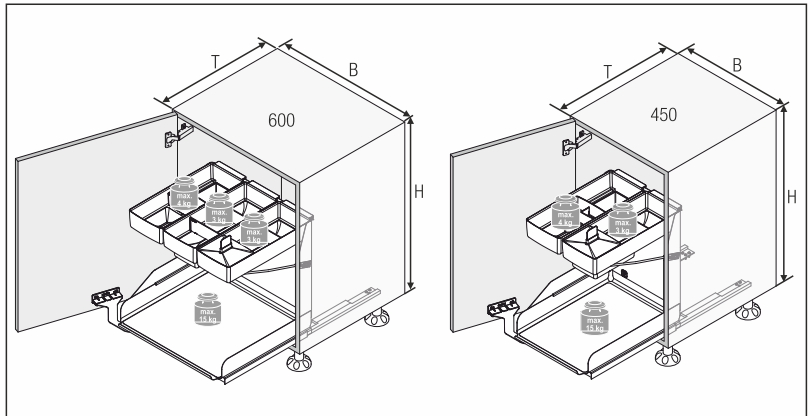
KITCHEN TOWER

SPECIAL FEATURES

- Automatically slides out of the unit when the door is opened.
- Easy to access from three sides and from above.
- Your main cooking utensils are within easy reach.
- Universal mechanism for left hand side or right hand side opening.
- Less work and more efficiency, whether your kitchen is big or small!

SPECIFICATIONS

Item	Code No	Size (mm)			Finish
		W	D	H	
Kitchen Tower 450 Anthracite	K- KT45 (AT)	412-418	500	560	AT
Kitchen Tower 600 Anthracite	K- KT60 (AT)	562-568	500	560	AT



	K-KTH 45 AT	K-KTH 60 AT
B = Internal width	412-418 mm	562-568 mm
T = Internal depth	500 mm	500 mm
H = Internal height	560 mm	560 mm





SNELLO

SPECIAL FEATURES

- Excellent access from both sides.
- Optimal use of space.
- The shelves closed bases stop bottles and spice jars from toppling and small items from falling through.
- Shelves can easily be removed for cleaning.
- Applicable for 2 litre plastic bottles (150 mm pull-out).
- Straight forward assembly.
- The unit front can be adjusted in three directions.
- Magnetic Dividers can be used to organize the space on shelves and it stops stored items from falling out of the unit.
- The non slip mat stops the unit's contents from sliding around. It can also be removed easily for cleaning.

SPECIFICATIONS

Item	Code No	Internal Cabinet Size (mm)			Finish
		W (Min)	D (Min)	H (Min)	
Kitchen Snello 150 (Towel with non-slip mat) - Anthracite	K-SNLO-15T (AT)	110	475	660	AT
Kitchen Snello Fioro 150 - Towel with non slip mat	K-SNLO-15T	110	475	660	AT
Kitchen Snello Fioro 150 with non slip mat	K-SNLO-15	110	475	520	AT
Kitchen Snello Fioro 200 with non slip mat	K-SNLO-20	160	475	520	AT
Kitchen Snello Fioro 300 with non slip mat	K-SNLO-30	260	475	520	AT
Kitchen Snello 150 (Base Pull Out) with Non-Slip Mat Anthracite	K-SNLO-15 (AT)	110	475	520	AT
Kitchen Snello 200 (Base Pull Out) with Non-Slip Mat Anthracite	K-SNLO-20 (AT)	160	475	520	AT
Kitchen Snello 300 (Base Pull Out) with Non-Slip Mat Anthracite	K-SNLO-30 (AT)	260	475	520	AT

Pick Your Style



Fioro Shelves

Libell Shelves



Flexible Magnetic Dividers

Non slip mats



Access On Both Sides



Excellent Lateral Stability



Discreet Storage Solutions For Hand Towels Or Cloths



PICANTO

SPECIAL FEATURES

- Suitable for storing items in corners, under the sink and in bathrooms.
- The pull-out system can be used either as a front pull-out or as a pull-out unit fitted behind hinged doors and comes with full extension runner and with a integrated soft closing device.
- Unbreakable transparent inserts offer an optimal usage of storage space and the closed base prevents small items from falling out.

SPECIFICATIONS

Item	Code No	Internal Cabinet Size (mm)			Finish
		W (Min)	D (Min)	H (Min)	
Kitchen Utility Pullout-Picanto	K-UP25-3OSC	239	285	590	SL



Optimal Overview



For Bathroom Units



Integrated Soft-Closing Device



PESOLO - UTILITY RACK

SPECIAL FEATURES

- The practical, versatile Pesolo pull-out shelf can be used in wardrobes or as an extra pull-out for waste systems.
- The two trays are easy to remove and replace when cleaning. The system comes with 10 hooks, which can be clipped on individually underneath the trays.
- It can be installed on the left or right by simply reversing the trays and slide.

SPECIFICATIONS

Item	Code No	Internal Cabinet Size (mm)			Finish
		W (Min)	D (Min)	H (Min)	
Pesolo - Utility Rack	P-PES-1	108	465	115	GR



A Practical Aid



Pullout Shelf with 10 Hooks



Easy To Clean



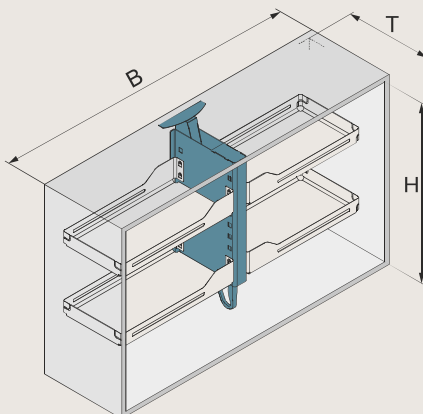
PEGASUS PULL DOWN SYSTEM

SPECIAL FEATURES

- Ergonomic lift system for high wall cabinets.
- Ability to adjust counter weight with the turning of the rotating adjuster.
- Four adjustable shelves are provided which can be removed & hooked on to different heights.
- The entire system can be easily pulled down or pushed back which has Soft Lift features.
- Magnetic Dividers can be used to organize the space on shelves and it stops stored items from falling out of the unit.
- The non slip mat stops the unit's contents from sliding around. It can also be removed for cleaning.
- Load capacity - 20 kgs.

SPECIFICATIONS

Item	Code No	Size (mm)			Finish
		W	D	H	
Kitchen Pegasus-The Pull Down System	K-PEG1-90 (AT)	770	280	660-946	AT
Non-Slip Mat for Kitchen Pegasus	K-MPEG 4	310	222	0.5	GR



Dividers



Non slip mats

B = Internal width	Min. 785 mm
T = Internal depth	Min. 285 mm
H = Internal height	Min. 660-946 mm



Weight Loading Adjustment



Clip on shelf



Clip System



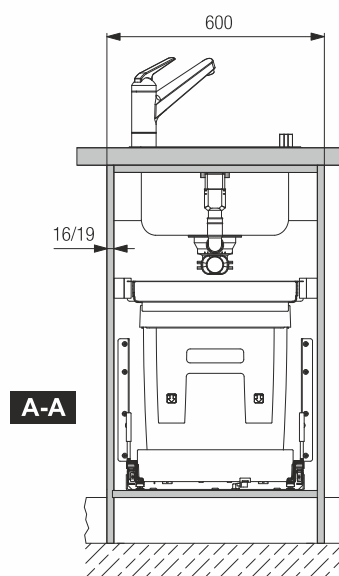
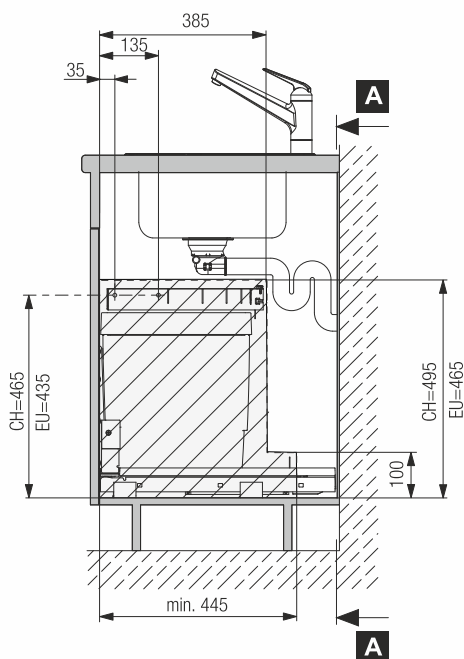
OEKO COMPLET

SPECIAL FEATURES

- Full system including sliding system (can be retrofitted).
- Integrated soft-opening, soft-closing system.
- Tall front bracket with 3-D adjustment for maximum stability.
- Handy additional container for compost or cleaning materials.
- Waste bags of various sizes can be clipped into the frame quickly and easily.
- Load capacity - 110 kgs.

SPECIFICATIONS

Item	Code No	Internal Cabinet Size (mm)			Finish
		W (Min)	D (Min)	H (Min)	
Kitchen Oeko Complet 600	K-OC-60	512-568	490	490/460	AT



Adjustable Height



Robust Sliding System



Divider Panel



EXTENDO FIORO




EXTENDO



LINA 450

Give Your Wardrobe A Stylish Makeover With Intelligent Fittings.

Peka's pull out shelving system gives clear overview of every item stored in your wardrobe. Dresses, shoes, trousers or accessories – choose the right peka storage solution to store all your favourite items carefully and in a stylish way.



EXTENDO PULLOUT SHELVES

SPECIAL FEATURES

- This discreet pull-out shelf blends perfectly in kitchens, living rooms and dressing rooms.
- It combines direct access through the front of the shelf with an excellent overview of shelf contents, making it truly unique.
- The unobtrusive magnetic non-slip mat stick to the shelf surface & can be removed easily for cleaning.
- The shelf's closed base and rim prevent objects from falling out or jamming.
- The material's rigidity makes it especially suitable for use in widths of 450, 600 & 900 mm.
- The shelves are easy to clean thanks to their curved corners.
- Also suitable for use with sliding doors.
- Shelf for full-extension and partial-extension runners with no distance rail.
 - Suitable for use in open shelf units or as an internal pull-out behind front pull-outs, sliding doors or hinged doors with concealed hinges.
- Shelf for full-extension and partial-extension runners with a distance rail (25 mm) on the hinge side.
 - Suitable for use in units with hinged doors.

SPECIFICATIONS

Item	Code No	Size (mm)			Finish
		W	D	H	
Kitchen Extendo Fiore 600 with Non-Slip Mat*	K-EXTF-60 (AT)	550	495	116	AT
Kitchen Extendo Fiore 900 with Non-Slip Mat*	K-EXTF-90 (AT)	850	495	116	AT
Kitchen Libell Extendo 450 (Anthracite) with Non-Slip Magnetic Mat*	K-EXT-45 (AT)	400	495	116	AT
Kitchen Libell Extendo 600 (Anthracite) with Non-Slip Magnetic Mat*	K-EXT-60 (AT)	550	495	116	AT
Kitchen Libell Extendo 900 with Non-Slip Magnetic Mat*	K-EXT-90 (AT)	850	495	90	AT
* Available as set with Ebco Quadrail Slides					
Extra Shelf to Libell Kitchen Extendo 600 (Anthracite)	K-EXT-60 ES (AT)	534	226	160-164	AT
Extra Shelf to Libell Kitchen Extendo 900	K-EXT-90 ES (AT)	834	226	160-164	AT
Kitchen Libell Organiser Rail 275	K-ORG-275 (AT)	182	7	42	AT
Kitchen Libell Organizer Rail 450	K-ORG-450 (AT)	382	7	42	AT
Kitchen Libell Organizer Rail 600	K-ORG-600 (AT)	532	7	42	AT
Kitchen Libell Organizer Rail 900	K-ORG-900 (AT)	832	7	42	AT
Kitchen Magnetic Divider	K-MD1 (AT)	85	26/3	90	AT



Extendo - Kitchen Applications



Extendo - Office Applications



EXTRA SHELF TO EXTENDO

SPECIAL FEATURES

- The extra shelf can be attached magnetically and tilted at three different angles, offering a wealth of solutions for wardrobes, dressing rooms, kitchen or living areas.



MAGNETIC DIVIDER

SPECIAL FEATURES

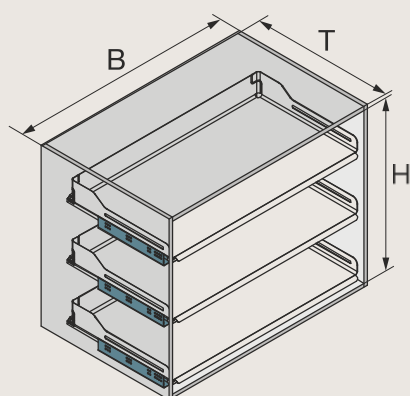
- Magnetic Dividers can be used to organize the space on shelves and stop stored item from falling out of the unit.
- They are flexible and easy to use as it can be attached to the Libell shelf itself (base or side).
- Can be used even as bookends in the living area.



LIBELL RAIL

SPECIAL FEATURES

- Libell Rail can be used as an optional organizing, divider system.
- Magnetic Clip on system : just stick them to the anti-slip mat or to the Libell shelf itself.
- Easy to use and available in different sizes.



B = Internal width	Min. 410/560/860 mm Max. 414/564/864 mm
T = Internal depth	Min. 508 mm
H = Internal height	Min. 120 mm



Premium Quadrail Slide




Libell Extendo pull-out shelf




Non-slip Mat

Pick Your Style



Fioro Shelves



Libell Shelves



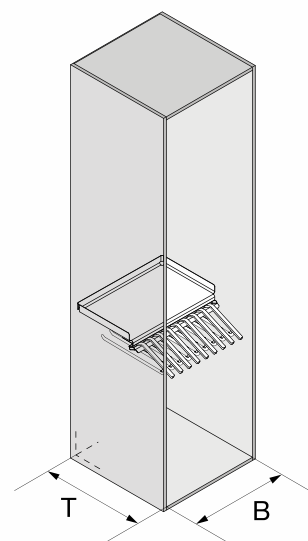
LINA 450

SPECIAL FEATURES

- Store trousers without creasing them with this innovative trouser rack.
- The elegant, stable libell steel shelf can be mounted on either the right or left wall of the wardrobe.
- Allows up to 15 hangers to be hung up or taken out individually and moved easily from side to side.
- The shelf also provides an additional storage space for belts, jewellery and other small items.
- Provides free space on the side in wide cabinets to hang long clothes.

SPECIFICATIONS

Item	Code No	Size (mm)			Finish
		W	D	H	
Lina 450 (Shelf with 9 Hangers)	L-LN-45 (AT)	440	516	162	AT
3 Hanger Set for Lina	L-LNH3	17	423	100	GR



B = Interior width | Min. 445 mm

T = Interior depth | Min. 530 mm



Space for up to 15 pairs of trousers



Cleverly-designed hangers



Beautifully designed shelf for storing belts & accessories



SESAM

SPECIAL FEATURES

- Side-mounted clip-on system makes full use of available cupboard space, and organises it too.
- Plenty of space for an airer or an ironing board.
- Adjust the height of the hose/broom holder, clip-on shelves and hooks, depending on the items being stored.
- Height-adjustable clip-on elements.
- The shelves closed bases prevent bottles from falling over and small items from falling out.
- Includes a hose holder for vacuum cleaners.
- Easy assembly – all you need is four screws.
- Can be fixed to the right or left wall.

SPECIFICATIONS

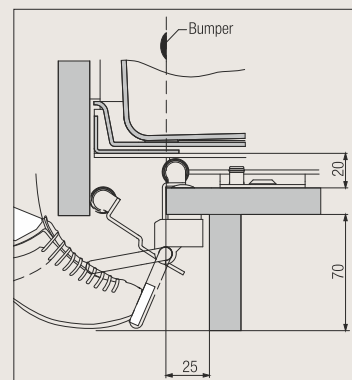
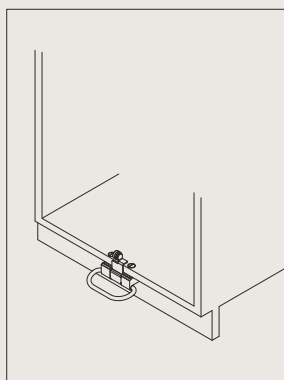
Item	Code No	Internal Cabinet Size			Finish
		W	D	H	
Sesam - The Multi purpose Shelving System with Modular Metal Trays, 1 Rack, 2 Hooks & 1 Pipe Holder	L-SSM-35 (SL)	351	230/ 365	752	SL



FOOT PEDAL

SPECIAL FEATURES

- Foot pedal allows you to open the door hands-free.
- Easy to operate - simple and hygienic.



SPECIFICATIONS

Item	Code No	Finish
Foot Pedal	P-FP1	BL

www.ebco.in



Ebco Pvt. Ltd.

402-403/502, Hyde Park, Saki Vihar, Mumbai 400072. INDIA.
Tel.: +91-22 67837777. Fax: +91-22 66920700. Email: info@ebco.in

NOV 2017